

colson®

Established 1885

2009 CATALOG

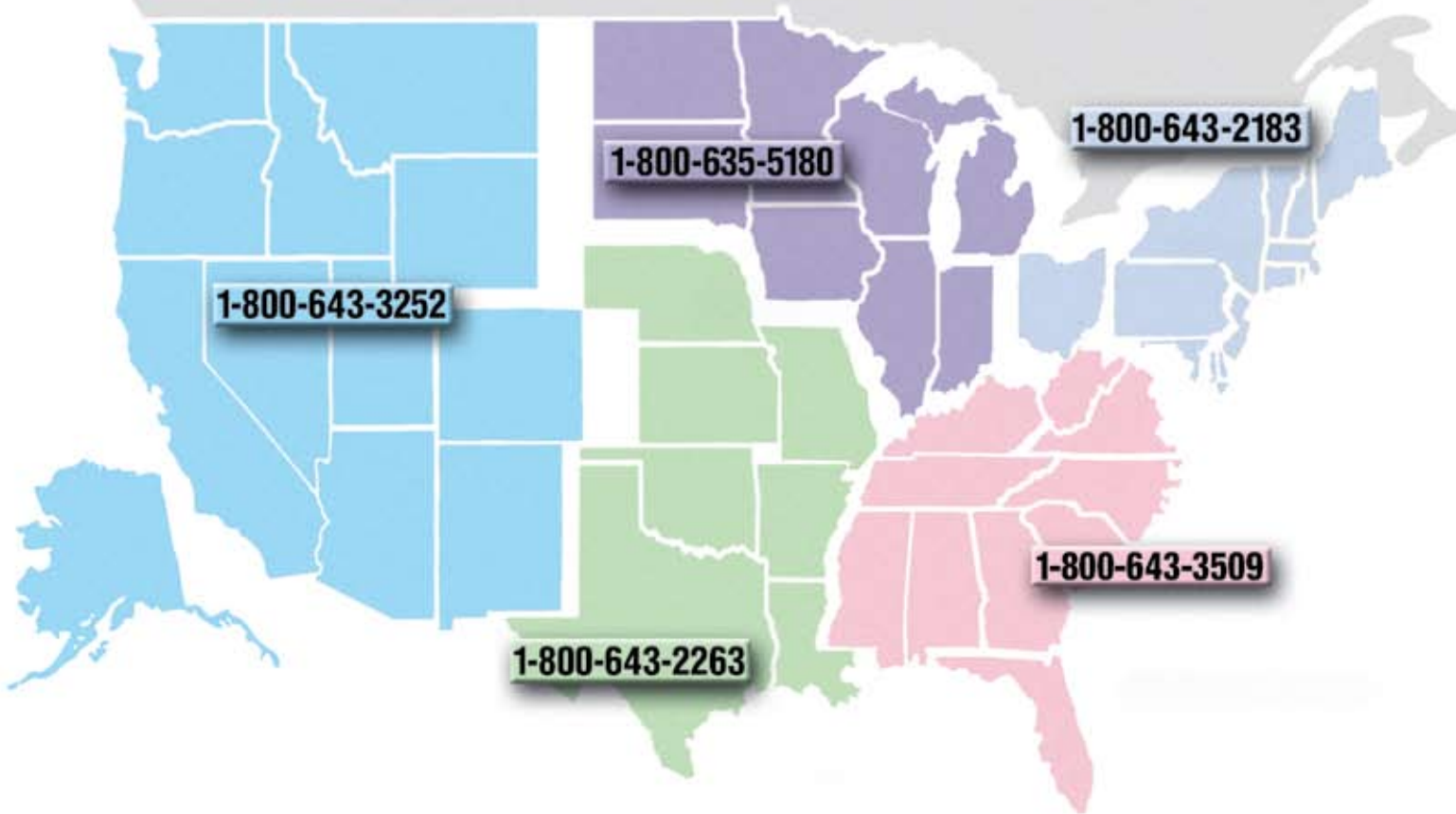
TECHNOLOGY COMMITMENT INDUSTRY LEADER STATE-OF-THE-ART PERFORMANCE QUALITY CONFIDENCE VARIETY



www.colsoncaster.com

World Class Casters Backed by the Best Support Team in the Business

Canada Call
1-800-643-5515



Where Tradition and Technology Meet Teamwork.

For almost 125 years, Colson has been writing the science of caster technology with you in mind. From industry-changing innovations, to cost-cutting efficiencies, Colson continues its commitment to you – our customer.

At Colson, we believe success comes from providing expert solutions for our customers and unmatched support to our distributors. Our customer service team of regional managers, sales engineers,

and customer service representatives are all dedicated to ensuring you get exactly what you need, when you need it.

Our regional managers are in the field everyday, actively seeking opportunities to solve material handling problems. Colson offers over 35,000 different caster models – call and put their expertise to work for you when deciding which caster best fits your particular need.

Every Colson Distributor has years of experience, a wealth of Colson product knowledge, and stands ready to recommend the exact Colson caster for your application.

If you're ready to make a purchase or have questions call us, or visit the "Find a Distributor" page on our website, www.colsoncaster.com.

Phone: 1-800-643-5515 • www.colsoncaster.com

Toll-Free Fax: 1-800-356-6708, 1-800-990-4358, 1-800-230-2529

colson

COLSON WARRANTY

EACH COLSON BRANDED PRODUCT IS WARRANTED AGAINST DEFECTS IN MATERIAL AND WORKMANSHIP FOR **THREE YEARS** FROM THE DATE OF ORIGINAL PURCHASE, UNLESS IT HAS BEEN MISUSED, ABUSED, MODIFIED OR IMPROPERLY INSTALLED. ANY PRODUCT THAT IS CLAIMED TO BE DEFECTIVE, THAT IS RETURNED TO COLSON WITH ITS APPROVAL WILL BE REPAIRED OR REPLACED FREE OF CHARGE (EXCLUDING FREIGHT AND INSTALLATION). **THIS WARRANTY IS EXCLUSIVE AND THERE ARE NO OTHER WARRANTIES, EXPRESS OR IMPLIED, SUCH AS AN IMPLIED WARRANTY OF MERCHANTABILITY OR FITNESS FOR PARTICULAR PURPOSE.** THIS REMEDY IS THE SOLE REMEDY IN CONTRACT, TORT OR OTHERWISE, AND COLSON IS NOT LIABLE FOR INCIDENTAL, CONSEQUENTIAL OR SPECIAL DAMAGES.

ISO 9001:2000 Registered

RoHS Compliant



National Sanitation Foundation

More than 90% of Colson 1-4 Series casters shown in this catalog have been listed by NSF International. Annual authorization to display the NSF seal on equipment is granted only when, following laboratory and plant evaluation, the equipment is found to be in compliance with the adopted NSF standards. NSF option cannot be specified with thread guards, cast iron wheels, forged steel and V-Groove wheels. To order specify "FSI".

Colson Caster Corporation proudly displays the logos of these organizations and associations to express our commitment to continuously improving our products and processes.

Contents

Introduction	Page	Specialty Casters (Continued)	Page
The Colson Difference	2	KickStop® Casters	72
Contents	3	Contour Solus Casters	73
Colson Leveraging the legacy	4-5	Evolution® Casters	74-75
How to Select the right caster for your application		Wheel Selection	
How to Select/Caster Terms	6	Performa®	76-81
Model Numbering System/Important Notes	7	Performa® Conductive	82-83
Caster Options • Brakes, bearings and other		Performa® Handtruck	84
Wheel Selection Guide	8-9	Trans-forma™ / Rubber Tread	85
Wheels	10-11	Moldon Rubber Cast Iron Core	86
Caster Brakes	12-15	Moldon Nylon Aluminum Core	87
Swivel Locks	15	Triumph®	88-89
Dirtban/DustCap/Thread Guards	16	Moldon Polyurethane Hi-Tech®	90-91
Wheel Bearings	17	Moldon Polyurethane Aluminum Core	92
1 Series Casters • Capacities up to 145 lbs each		Moldon Polyurethane Cast Iron Core	93
1 Series Stem Casters	18-24	Endura® Solid Elastomer	94
1 Series Top Plate Casters	25-27	Maxim®	95
2 Series Casters • Capacities up to 325 lbs each		Polyolefin Wheels	96-97
2 Series Stem Casters	28-39	TPE HI-TEMP Wheel	98
2 Series Top Plate Casters	40-41	ThermoTech®	98
2 Series Stainless Steel Casters	42	Thermo®	99
2 Series LoPro Casters	43	Phenolic	100-101
3 Series Casters • Capacities up to 400 lbs each		Cast Iron	102-103
3 Series Stem Casters	44-45	Forged Steel	104
3 Series Top Plate Casters	46-47	V-Groove	105
4 Series Casters • Capacities up to 1400 lbs each		Encore® Casters	
4 Series Top Plate Casters	48-51	2 Series Encore® Casters	106-107
4 Series Stainless Steel Casters	52-53	4 Series Encore® Casters	108-109
4 Series Enforcer® Casters	54-55	Encore® Wheels	
5 Series Casters • Capacities up to 1300 lbs each		Ecoforma	110
5 Series Top Plate Casters	56-57	Rubber	111
6 Series Casters • Capacities up to 1500 lbs each		Ecopoly	111
6 Series Top Plate Casters	58-59	Cast Iron	112
6 Series Enforcer® Casters	60-61	Glass Filled Nylon	112
7 Series Casters • Capacities up to 6000 lbs each		Moldon Rubber Cast Iron	113
7 Series Enforcer® Casters	62-63	Polyurethane Cast Iron	113
8 Series Casters • Capacities up to 6000 lbs each		Handtruck	114
8 Series Enforcer® Casters	64-65	Moldon Polyurethane Cast Iron	115
Specialty Casters		Parts and Accessories	
Pemco Shopping Cart Casters and Wheels	66	Floor Locks	116
Casters for Special Applications	66	Bumpers	117
Business Machine Casters	67	Replacement Parts	118-119
MedCaster® Nylon Casters	68-70	Thread Guards	120
2 Series Stainless Steel Precision	71	Mounting Options	121-122
		Conversion Table	Inside back cover

NEW 3D and 2D Models Available at www.colsoncaster.com

3D and 2D models now available for Series 1 through Series 8 casters online! Don't lose time searching for products that don't fit your application. Visit www.colsoncaster.com to build a caster to your specifications by using the drop down menus. And, view or download 3D or 2D models! As a leader in caster design, Colson's product engineers can create a custom solution should a standard option not be available to suit your needs.



COLSON CASSTER

At Colson, we are gratefully aware of our industry longevity and history. We strive to protect and strengthen this legacy in everything we do. It is what makes us different and, we are convinced, it is what makes us better.

We take great pride in the engineering and precision performance of our products, but for more than 100 years, the one thing that has set us apart from others is the care we place on the value of our corporate infrastructure – our company’s legacy of expertise and our people.

Over the years, the company has learned valuable strategies and lessons from partners, competitors, market changes, and employees, and has always been mindful of our position and able to carefully use this advantage to operate from a position of experience and maturity. This unique company dynamic, and the strong relationship it enables with our customers, is our critical difference, and the subsequent reason that Colson excels in today’s competitive environment.

Our company has earned a global reputation for committed, long-term client and partner relationships, and for diverse product solutions on their behalf. From the knowledgeable and cost-effective sourcing of materials and technologies, to the careful and consistent attention to individual customer operations and realities, Colson brings one-of-a-kind capabilities and attention to our customers’ business needs.



PAT
16 Years



LINDA RITA DARLENE JUDY
37 Years 32 Years 3 Years 16 Years




NEAL
34 Years



A generation of sales and customer service teams have been trained and tutored by pioneers in the field of caster and movement technology. Their understanding of not only customer care and service issues, but also those of critical and specific product feature requirements, is vital to product development for problem-solving design. These insights are communicated to our engineering and testing group enabling superior product answers. Colson's proven domestic manufacturing facility, and strategic, global network of sourcing partners allow us to operate the most efficient and low-cost production processes in the industry.

As market leader in tested caster products, our strong and enduring heritage of financial fidelity translates into additional benefits for our clients and partners. Colson offers the most aggressive and complete warranty coverage in the industry, and our lessons in economies of design and manufacture empower custom and exclusive product choice and implementation.

As a successful company of history, it is fitting for us to always look to the future. Colson brings a vision steeped in a thriving legacy to our customers, clients, and partners. It is an unparalleled legacy, and a cultivated vision of product, service, and corporate responsibility. It is the legacy of a manufacturing company and its people.



BILLIE
30 Years



CHARLES, KAREN, WILL, STEVE
30 Years 31 Years 38 Years 20 Years

**COLSON
CASTER**



How to Select the Proper Caster & Wheel

There is no simple formula or rule that can be followed in selecting the proper casters. Many varying and individual factors must be balanced to make the selection which will do the best job for you. The following are several of the more important considerations.

Load Weight. The heavier the load, the larger the wheel required for the caster. The weight of the load also influences the mobility of the wheel. Roller or ball bearings are recommended for loads over 400 pounds. Weight capacities are shown for each caster in this catalog.

Floor Conditions. Make sure the wheel you select is large enough to pass over cracks in the floor, tracks, moldings and other obstructions. For floor protection on linoleum, tile, carpet, etc., use polyurethane or Performa rubber wheels.

Unusual Conditions. Each wheel material has certain characteristics which will give the best results where unusual conditions exist. For example, where acids, oils, chemicals and other conditions harmful to rubber are present, Colson polyurethane, polyolefin, Maxim, phenolic or steel wheels are recommended. Check conditions, then select caster and wheel.

Rolling Ease. The larger the wheel diameter, the easier it rolls. Roller bearings carry heavier

loads. Ball bearings roll easier but carry lesser loads. When possible, use the largest ball bearing wheel for best results.

Extreme Climates. Room temperatures are no problem for most casters. But extreme cold or heat can be a problem. Colson helps solve this problem with "Colson 45"...the green lube which assures caster rolling ease from 45°F below zero to 260°F above. It's standard on all Colson casters. **(Note: Some wheel types should not be used in extreme temperature ranges. Consult factory).** See the chart on

pages 8-9 for a general description of wheel floor surfaces and operating conditions.

YOUR LOCAL DISTRIBUTOR

Colson casters are available from stocking distributors across the U.S., Canada & Mexico. Each is a caster specialist who can help you select the proper caster to suit your needs. Visit our web site: (www.colsoncaster.com), or contact us for details at 1-800-643-5515.

HOW TO SELECT

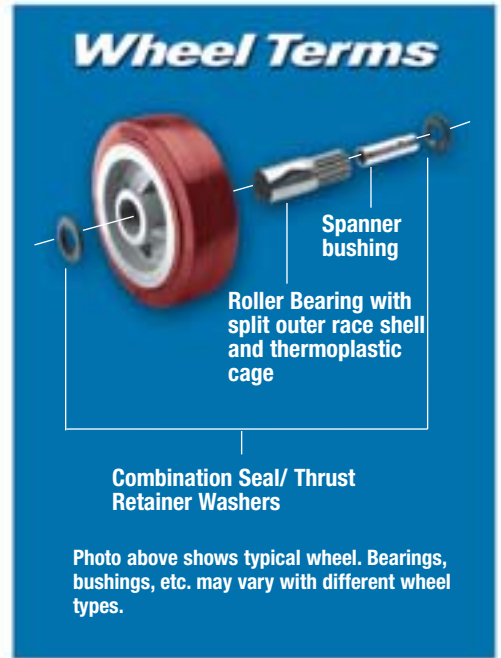
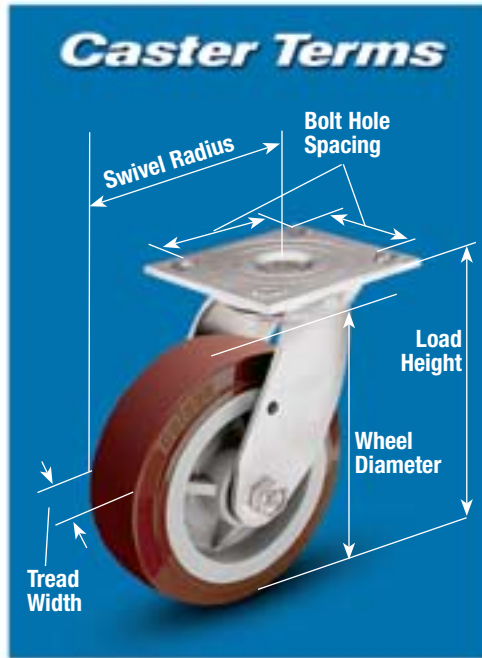


Photo above shows typical wheel. Bearings, bushings, etc. may vary with different wheel types.

Caster Combinations for Trucks

In building, repairing and refurbishing mobile equipment, various effective caster combinations may be used. Several types of mountings are illustrated below.

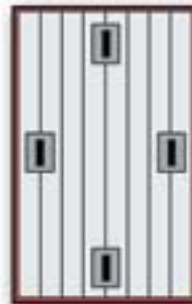
Three Swivel.

For barrel dollies and small portable machines. Affords excellent maneuverability. Be sure to select casters designed to take the weight load on three casters rather than the usual four.




Tilt Mounting. A tilt mounting is the most economical, but should be limited to lighter loads.

The tilt is best when the load wheels are 1/8" taller than the balance wheels. Not recommended for use on ramps.



Four Swivel. Where a side motion is frequently needed, the four swivel arrangement is excellent. If the casters are equipped with swivel locks, this mounting is also practical for long straight travel as well as use on ramps. A most versatile arrangement.




Two Rigid, Two Swivel.

Most practical and inexpensive arrangement for straight and/or long distances. Can be used for heavy or medium loads, depending upon the weight capacity of the casters selected.




Diamond Mounting.

Two rigid and two swivel casters, but the diamond shaped mounting greatly increases maneuverability. This mounting is not recommended for ramps.



Four Swivel, Two Rigid.

This is a level mounting design for heavy loads and long trucks. The two rigid casters help to distribute and reduce the load on the swivel units and thereby maintain good maneuverability and easy steering.



Caster Model Number

Prefix

The prefix number shows the caster Series: 1 thru 8 Series with capacities ranging from 60 lbs to 6,000 lbs each.

Body

The body number shows the wheel diameter and type of fork mounting (swivel, rigid, stem).

Suffix

The suffix number shows the type of wheel material and bearing.



The above caster model number is a 2 Series caster with swivel top plate fork and polyurethane tread wheel (HI-TECH).

Note: The replacement fork model number is the same as above except the wheel suffix is not included (For example 2.03256).

Wheel Model Number

Prefix

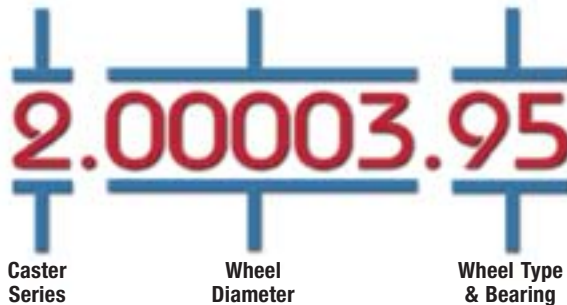
The prefix number shows the wheel Series: 1 thru 8 Series ranging from 60 lbs up to 6,000 lbs each.

Body

The body number shows the wheel diameter.

Suffix

The suffix number shows the type of wheel material and bearing, and when applicable, the wheel tread width.



The above caster wheel model number is a 2 Series wheel with a diameter of 3¹/₂" , made with polyurethane tread and ball bearing.

Note: The diameter code is usually, but not always the diameter of the wheel (for example, the diameter code 3 could denote 3", 3¹/₄" and 3¹/₂" wheels). Please check wheel chart for actual diameter of wheel.

IMPORTANT NOTICE • CAPACITY RATINGS

Caster and wheel capacities shown in this catalog are based on normal operating conditions as defined by the Institute of Caster Manufacturers (ICM). Normal operating conditions, as defined by the ICM, consist of manual operations on a relatively smooth surface (such as concrete) with normal minor obstacles. All bearings must be properly lubricated. Conditions of excessive temperature and/or dirt will reduce ratings. **Do not exceed the capacity ratings published in this catalog.**

CUSTOMER RESPONSIBILITIES

1. If caster stem is to be screwed into customer equipment, the customer must add a washer to the stem that will cover the incomplete threads and support the upper race.
2. The stem shoulder must fit tightly against the customer equipment.
3. It is the customer's responsibility to mount the caster in a workmanlike manner so there will be no risk to operator safety.
4. It is customer's responsibility to determine the fitness of the caster for its application.

HOW TO SELECT

Wheel Selection Guide

FLOOR SURFACES

WHEEL TYPE	CAPACITY (LBS EACH)	TEMPERATURE RANGE* (FAHRENHEIT)	FLOOR SURFACES										
			CARPET	BRICK	CONCRETE	LINOLEUM	ASPHALT	TERRAZZO	WOOD	SMOOTH STEEL	RIBBED STEEL	TILE	
Performa Rubber®	60 → 1700	-45 to +180° ¹	✓	✓	✓	✓	✓	✓	✓	✓	✓	✓	✓
Moldon Nylon	1000 → 1500	-45 to +180°	✓	✓	✓						✓	✓	
Polyurethane HI-TECH™	100 → 1700	-45 to +180°	✓	✓	✓	✓	✓	✓	✓	✓	✓	✓	✓
Polyurethane (Round Tread)	1000 → 1450	-45 to +180°	✓	✓	✓	✓	✓	✓	✓	✓	✓	✓	✓
Triumph™	1200	-45 to +180°	✓	✓	✓	✓	✓	✓	✓	✓	✓	✓	✓
Polyolefin	75 → 900	-45 to +180°	✓	✓	✓						✓	✓	
Phenolic	300 → 4000	-45 to +180°	✓	✓	✓					✓	✓		
Moldon Rubber	540 → 1140	-45 to +160°	✓	✓	✓	✓	✓	✓	✓	✓	✓	✓	✓
Moldon Polyurethane	600 → 4800	-45 to +180°	✓	✓	✓	✓	✓	✓	✓	✓	✓	✓	✓
Cast Iron	200 → 4000	-45 to +500°			✓						✓		
Forged Steel	1400 → 3500	-45 to +180°			✓						✓		
V-Groove	800 → 6000	-45 to +180°			✓						✓		
Thermo	600 → 1000	-70 to +525° ²	✓	✓	✓						✓	✓	
ThermoTech	60 → 250	-45 to +525° ³	✓	✓	✓	✓	✓	✓	✓	✓	✓	✓	✓
Endura®	1000 → 1200	-40 to +230°	✓	✓	✓	✓	✓	✓	✓	✓	✓	✓	✓
Maxim®	700 → 1400	-45 to +350°	✓	✓	✓	✓	✓	✓	✓	✓	✓	✓	✓

- ¹ 180° intermittent service; 120° continuous service
- ² 525° intermittent service; 480° continuous service
- ³ 525° intermittent service; 490° continuous service

See Wheel Section (pages 76-105) for information regarding higher operating temperature ranges.

Performa Rubber Chemical Chart

Substance	Rating	Substance	Rating	Substance	Rating	Substance	Rating
Organics & Solvents		Methyl ethyl ketone	F	Acetic, 75%	G	Alkalies	
Acetone	G	Oakite (floor cleaner)	E	Acetic, glacial	G	Tartaric	F
Alcohol, butyl	G	Orangeve	X	Boric	G	Ammonium hydroxide	G
Alcohol, ethyl	G	Naptha	F	Butyric	G		
Alcohol, methyl	G	Nitrobenzene	X	Chromic	F	Calcium hydroxide	G
Aniline	G	Phenol	X	Citric	G	Potassium hydroxide	G
Benzene	X	Tuluene	X	Fluoboric	G	Sodium hydroxide	G
Bravo (wax stripper diluted)	E	Trichloroethylene	X	Hydrobromic, 25%	G		
Carbon disulfide	X	Varsol	X	Hydrochloric, 10%	G	Acids	
Carbon tetrachloride	X	Vestalene (detergent diluted)	E	Hydrofluoric	F	Acid salts	G-F
Chlorobenzene	X	Urine	E	Lactic	F		
Chloroform	X			Nitric, 5%	G	Alkaline salts	G
Colson 45 lubricant	G	Gases		Nitric, 65%	X	Neutral salts	G
Enclean SS-2 (parts cleaner)	X	Carbon dioxide	G	Oleic	X	Miscellaneous salts:	
Ethyl acetate	F	Carbon monoxide	G	Oleum	X	Potassium dichromate	G
Ethylene chloride	G	Chlorine, wet	F	Oxalic	G	Potassium permanganate	G
Ethylene dichloride	F	Chlorine, dry	F	Phosphoric, 25%	G	Salt water	G
Ethyl ether	G	Hydrogen sulfide	G	Phosphoric, 85%	G	Sodium cyanide	G
Formaldehyde, 37%	G	Sulfur dioxide, wet	F	Sulfuric, 10%	G	Sodium ferricyanide	G
Gasoline	X	Sulfur dioxide, dry	F	Sulfuric, 78%	F	Sodium hypochlorite	G
Heptane	X	Acids		Tannic	G		
Methylene chloride	X	Acetic, 10-50%	G				

E=Excellent G=Good F=Fair X=Unacceptable

IMPORTANT NOTICE - CHEMICAL RESISTANCE CHART GUIDELINES

This chart lists an extensive range of chemicals, solvents and gases. Examine the listings in this chart to determine if your application is considered compatible with Performa wheels. Ratings are at 72°F. Concentrations of aqueous solutions

are saturated except where noted. Information in this chart is based on laboratory tests and results may vary in actual caster applications. Field testing is recommended to confirm compatibility with your particular application. For information on the compatibility of other fluids and chemicals, please contact the factory.

HOW TO SELECT


OPERATING CONDITIONS											DUROMETER RATINGS	CATALOG PAGE NUMBER	WHEEL TYPE
WATER	STEAM	MILD CHEMICALS***	OIL & GREASE	METAL CHIPS	HIGH HEAT (+250°F)	EXTREME COLD (-45°F)	ANIMAL FAT	NOISE REDUCTION	FLOOR PROTECTION	CUSHION LOAD			
✓	✓	✓		✓		✓	✓	✓	✓	✓	65(±5)A	76-84	Performa® Rubber
✓	✓	✓	✓	✓		✓	✓				70(±5)D	87	Moldon Nylon
✓**		✓	✓	✓		✓	✓	✓	✓		55(±5)D	90-91	Polyurethane HI-TECH™
✓**	✓	✓	✓	✓		✓	✓	✓	✓		70(±5)D	91	Polyurethane (Round Tread)
✓**	✓	✓	✓	✓		✓	✓	✓	✓		70 to 95(±5)A ¹	88-89	Triumph™
✓	✓	✓	✓			✓	✓		✓		65(±5)D	96-97	Polyolefin
		✓	✓		✓	✓					90(±5)D	100-101	Phenolic
✓	✓	✓		✓		✓	✓	✓	✓	✓	70(±5)A	86	Moldon Rubber
✓**		✓	✓	✓		✓	✓	✓	✓		45(±5)D	92-93	Moldon Polyurethane
		✓	✓	✓	✓	✓	✓				-	102-103	Cast Iron
		✓	✓	✓	✓	✓	✓				-	104	Forged Steel
		✓	✓	✓	✓	✓	✓				-	105	V-Groove
✓	✓	✓	✓	✓	✓	✓	✓				85(±5)D	99	Thermo
✓	✓	✓		✓	✓	✓	✓	✓	✓	✓	75(±5)A	98	ThermoTech®
✓		✓	✓	✓			✓	✓	✓		63(±5)D	94	Endura®
✓	✓	✓	✓	✓	✓	✓					85(±5)D	95	Maxim®

Intermittent contact at room temperature only. *Consult factory for harsh chemicals.

¹Red crowned tread: 75 (±5) Shore A, Brown crowned tread 90 (±5) Shore A, Red round tread: 89 (±5) Shore A, Blue round tread 95 (±5) Shore A.

This chart is designed to provide the user with a general comparison of Colson wheel types under a variety of floor surfaces and operating conditions. For specific applications or unusual conditions, please consult factory.

Wheel Hardness Chart



Wheel Selection

Performa® Rubber Flat Tread



For 1-8 Series Casters

Grey or black non-marking thermoplastic elastomer tread bonded to polyolefin core. Polyolefin core is ribbed for added strength on 3-7 Series Wheels (See pages 78-80).

Performa® Rubber Round Tread



For 2-6 Series Casters

Grey non-marking thermoplastic elastomer tread bonded to polyolefin core. Polyolefin core is ribbed for added strength on 5 Series Wheels (See pages 78, 81).

Performa® Rubber Conductive/Dissipative



For 2-6 Series Casters

Grey non-marking conductive thermoplastic elastomer tread bonded to polyolefin core. Polyolefin core is ribbed for added strength on 3-5 Series Wheels (Consult factory). (See pages 82-83).

Performa® Rubber Handtruck



4-5 Series Wheels

(Not used in casters)

New models! Round or flat, black or grey non-marking thermoplastic elastomer tread bonded to ribbed polyolefin core (See page 84).

Moldon Rubber Cast Iron Core



For 4-8 Series Casters

Cushion rubber tread bonded to cast iron core (See page 86).

Trans-forma™ Rubber



For 4-6 Series Casters

TPE tread bonded to polyolefin core. Available with flat or round tread (See page 85).

Triumph®



For 4-6 Series Casters

New polyurethane treads mechanically and chemically bonded to light weight aluminum cores. Durometer and color choices. (See page 88-89)

Phenolic



For 2-8 Series Casters

Molded macerated fabric filled with phenolic resin plastic (See pages 100-101).

Light Duty Rubber



For 1-2 Series Casters

(From Left to Right) 2 Series Rubber HI-TECH bonded to Polyolefin core, 1 Series hard or soft rubber (See page 85).

CASTER OPTIONS

Wheel Selection

Polyurethane HI-TECH® and Round Tread



For 1-8 Series Casters

Red polyurethane tread mechanically locked to polyolefin core. Polyolefin core is ribbed for added strength on 3-7 Series Wheels (See pages 90-91).

Moldon Polyurethane Cast Iron Core



For 5-7 Series Casters

Polyurethane tread bonded to cast iron core (See page 93).

Moldon Polyurethane Aluminum Core



For 4-6 Series Casters

Polyurethane tread bonded to aluminum core (See page 92).

Moldon Nylon Aluminum Core



For 4-6 Series Casters

Nylon tread bonded to aluminum core (See page 87).

Endura® Solid Elastomer



For 4-6 Series Casters

Special solid elastomer material allows easier rolling under heavy loads (See page 94).

Maxim®



For 3-6 Series Casters

Exclusive ultra tough thermo-plastic resists hard impacts and drop-shocks. (See page 95).

Polyolefin



For 1-6 Series Casters

Durable polyolefin wheels. Polyolefin core is ribbed for added strength on 3-5 Series Wheels (See pages 96-97).

Thermo®



For 2, 4-6 Series Casters

Handles extreme temperatures even under heavy loads (See page 99).

ThermoTech®



For 2 Series Casters

Quiet rolling, non-marking, floor protection and handles the heat! (See page 98).

Cast Iron



For 2-8 Series Casters

High grade cast iron steel (See pages 102-103).

Forged Steel



For 4-8 Series Casters

Dropped forged heavy duty wheels (See page 104).

V-Groove



For 4-7 Series Casters

Cast iron wheels V-grooved for use on inverted angle iron track (See page 105).

CASTER OPTIONS

CASTER OPTIONS



1 Series Side Lock Brake

Capacity up to 145 lbs each

The ends of brake spring are crimped so that they grab the wheel at four contact points. They provide extra holding power on a variety of wheel surfaces. Brake is easily operated with foot action.

Available on 3", 4", and 5" wheels. 1 Series brakes cannot be used with thread guards. To order with caster specify "BRK3" (see pages 18-27). To field install, see kit numbers below.

Wheel Dia.	Kit Number	Swivel Radius
------------	------------	---------------

(75 lbs Capacity Models)

3"	11.3000	2 ¹¹ / ₁₆ "
----	---------	-----------------------------------

(145 lbs Capacity Models)

3"	11.3200	3"
4"	11.4200	3 ⁹ / ₁₆ "
5"	11.5200	4 ¹ / ₁₆ "



2 Series Total Lock[®] Brake

Capacity up to 325 lbs each

Total lock brake locks wheel and swivel simultaneously. The brake design features durable metal construction with a thermoplastic pedal. Virtually maintenance free operation. Brake is easily

operated with foot action. Works on 3¹/₂", 4" and 5" 2 Series models. To order with caster specify "BRK5" (see pages 28-41). To field install, see kit numbers below.

Total Lock: Locks Wheel and Swivel

Wheel Dia.	Kit Number	Swivel Radius
------------	------------	---------------

3 ¹ / ₂ "	52023.03	4 ⁹ / ₁₆ "
---------------------------------	----------	----------------------------------

4"	52023.04	4 ⁵ / ₈ "
----	----------	---------------------------------

5"	52023.05	4 ¹¹ / ₁₆ "
----	----------	-----------------------------------



2 Series Side Lock Brake

Capacity up to 325 lbs each

Colson Side Lock brake provides positive braking action on all types of wheels. Special cam activated brake mechanism locks firmly and is easy to

engage and disengage. To order with caster specify "BRK1" (see pages 28-41). To field install, see kit numbers below.

Wheel Dia.	Kit Number	Swivel Radius
------------	------------	---------------

2 ¹ / ₂ "	52023.62	3 ¹³ / ₁₆ "
---------------------------------	----------	-----------------------------------

3"	52020.96	3 ⁵ / ₈ "
----	----------	---------------------------------

3 ¹ / ₂ "	52020.93	3 ⁵ / ₈ "
---------------------------------	----------	---------------------------------

4"	52020.94	3 ¹¹ / ₁₆ "
----	----------	-----------------------------------

5"	52023.65	3 ¹⁵ / ₁₆ "
----	----------	-----------------------------------



2 Series Tech Lock[®] Brake Stainless Steel Models

Capacity up to 325 lbs each

Constructed of durable, light-weight engineered thermoplastics. Ideally suited for wet or corrosive conditions. Toe operation holds heavy loads securely. Advanced design of the brake pad holds a variety of wheel types. Only two moving

parts. Virtually maintenance free operation. Temperature range: -30°F to +250°F. To order with caster specify "BRK2" (see page 42). To field install, see kit numbers below. U.S. Patent 288285.

Wheel Dia.	Kit Number	Swivel Radius
------------	------------	---------------

4"	05215.44	5 ⁵ / ₈ "
----	----------	---------------------------------

5"	05215.45	6 ¹ / ₈ "
----	----------	---------------------------------

2 Series LoPro Brake

Capacity up to 210 lbs each

Brake design places a positive locking force against the wheel hub to hold loads securely. Large foot pedal makes brake easy to operate and provides easy foot placement. Brake is not field installable

and is only available on the 3" model. The swivel radius of caster is 2¹¹/₁₆" with the brake. To order with caster, specify "BRK3." See page 43.



3 Series Tread Lock Brake

Capacity up to 400 lbs each

All swivel casters in the 3 Series are available with brakes. Colson's Tread Lock brake gives positive braking action on all types of wheels by engaging a rubber brake shoe directly against the tread surface of the wheel. A self-compensating spring maintains

the effectiveness of the brake throughout the life of the wheel. Thread guards can also be used with this brake. Brake pedals are rugged .090 steel & zinc plated. To order on a caster specify "BRK1." See pages 44-47.

Wheel Dia.	Kit Number	Swivel Radius
3"	05210.14	3 ¹¹ / ₁₆ "
4"	05210.05	3 ¹³ / ₁₆ "
5"	05225.61	4 ¹ / ₈ "
6"	05225.62	4 ⁵ / ₈ "



4 Series Side Lock Brake

Capacity up to 1400 lbs each

Brake design places a positive locking force against the wheel hub to hold loads securely. Larger foot pedal makes brake easier to operate and provides better foot placement. Brake can be actuated from either end of

the pedal for greater convenience. Available on Colson 4 Series casters with 2" tread width wheels equipped with roller bearings. To order with caster specify "BRK3" (see pages 50-53). To field install, see kit numbers below. U.S. Patent 5,402,864.

Wheel Dia.	Kit Number	Wheels Brakes Work On
4"-5"	05128.30	Steel wheels, Phenolic, Nylon, Moldon Polyurethane, Moldon Rubber, Pneumatics
	05128.32	Performa, Polyolefin, Polyurethane HI-TECH, Thermo, Maxim, Endura
6"-8"	05128.29	Steel wheels, Phenolic, Nylon, Moldon Polyurethane, Moldon Rubber
	05128.31	Performa, Polyolefin, Polyurethane HI-TECH, Thermo, Maxim, Endura

Kit includes brake cam, metal retainer washer, brake lever, flanged bushing, spring washer, axle, lock nut, Torrington-style bearing (Plastic wheels). Note: works with roller bearing or one piece Delrin bearing models. Stainless steel side lock brake kit #05214.24.



4 Series Top Lock Brake

Capacity up to 1400 lbs each

Now Colson 4 Series forks have a special notch for easy installation of top lock brakes. The brake is cost effective and provides reliable braking under a variety of operating conditions. To order with caster specify "BRK7" (see pages 48-51). To field install, see kit

numbers below. **Important:** If you order field install kit, the top lock brakes only work on newer 4 series caster models that now feature a top lock notch in the fork (see photo).

Wheel Dia.	Kit Number	Swivel Radius
4"	05944.14	3 ⁹ / ₁₆ "
5"	05944.15	4 ¹ / ₄ "
6"	05944.16	5"
8"	05944.18	6 ¹ / ₂ "



CASTER OPTIONS

CASTER OPTIONS



4 Series Tech Lock® Brake

Capacity up to 1250 lbs each

Constructed of durable, light-weight engineered thermoplastics. Ideally suited for wet or corrosive conditions. Toe operation holds heavy loads securely. Advanced design of the brake pad holds a variety of wheel types. Only two moving parts. Virtually maintenance free operation. Temperature

range: -30°F to +250°F. To order with caster specify "BRK2" (see pages 48-53). To field install, see kit numbers below. Available on all 4 Series casters except Swivel Lock and 4 Series Enforcer models. U.S. Patent 288285.

Wheel Dia.	Kit Number Standard	Kit Number Stainless	Swivel Radius
4"	05944.44	05944.94	6 ⁹ / ₃₂ "
5"	05944.45	05944.95	6 ⁵ / ₈ "
6"	05944.46	05944.96	7 ³ / ₈ "
8"	05944.48	05944.98	8 ⁷ / ₁₆ "

Improved Design



New design with grip ridge for mechanical lock that securely fastens brake to fork

Old design without grip ridge



4 & 5 Series Rigid Tech Lock® Brake

Capacity up to 1400 lbs each

New brake is designed for rigid models! Contemporary design features thermoplastic construction to resist rust and corrosion. New design

has a grip ridge for mechanical lock that securely fastens brake to fork (see diagram above). To order specify "BRK2" (see pages 48-57).

Wheel Dia.	Kit Number Standard	Kit Number Stainless	Swivel Radius
6"	05944.86	05944.87	7 ³ / ₈ "



4 Series Total Lock® Brake

Capacity up to 1250 lbs each

With a simple press of the foot, you can lock both wheel and swivel in any position. Simply press again to release brake. Low angle pedal design

makes foot access easy for convenient operation. Contemporary design features thermoplastic construction to resist rust and corrosion. Available for 4 Series 5" x 2" and 6" x 2" wheels with capacities from 450 lbs to 1,250 lbs per caster. Not available on 4 Series Enforcer models. New design has a grip ridge for mechanical lock that securely fastens brake to fork (see diagram above). To order specify "BRK4" (see pages 48-51).

Wheel Dia.	Kit Number	Swivel Radius
4"	05906.12	6 ⁵ / ₈ "
5"	05906.11	7 ¹ / ₁₆ "
6"	05906.09	7 ³ / ₈ "
8"	05906.13	8 ¹ / ₂ "

Kit includes brake assembly housing, axle, washer and nut. Note: fork assembly must have slotted lower race.



4, 5 & 6 Series Tread Lock Brake

Capacity up to 1500 lbs each

Available on 4, 5, and 6 Series casters. This adjustable brake can be installed in the field or ordered assembled onto the caster. The toe activated brake features positive engagement via rubber faced plate

(Not available on V-groove wheel models or 2¹/₂" tread width wheels). To order with caster specify "BRK1" (see pages 48-61). To field install, see kit numbers below. U.S. Patent 5,497,856.

Wheel Dia.	Kit Number	Standard 4 Series Swivel Radius	Standard 5 & 6 Series Swivel Radius	4 & 6 Enforcer Swivel Radius
4"	05944.29	6 ⁵ / ₈ "	6 ⁵ / ₁₆ "	6 ³ / ₁₆ "
5"	05944.30	7 ⁹ / ₁₆ "	7 ¹ / ₂ "	7 ⁷ / ₁₆ "
6"	05944.31	8 ¹ / ₄ "	8 ¹ / ₁₆ "	7 ¹¹ / ₁₆ "
8"	05944.32	9 ⁷ / ₁₆ "	9 ¹ / ₂ "	9 ⁵ / ₁₆ "

Kit includes brake assembly, axle, locknut.

7 & 8 Series Enforcer® Tread Lock Brake

The toe activated brake features positive engagement via a single rubber-faced plate. Available on 7 & 8 Series Enforcer casters. Not available on V-Groove wheels. To order specify "BRK1" (see pages 62-65).

7 Series

Wheel Diameter	Kit Number	Swivel Radius
6"	05329.38	7 ³ / ₄
8"	05329.39	9 ¹ / ₂
10"	05329.40	10 ⁵ / ₈
12"	05329.41	12 ⁵ / ₈



4-8 Series Swivel Locks

Capacity up to 6000 lbs each

Swivel locks quickly convert swivel casters to rigid casters for straight-line tracking. A spring-loaded, hand operated plunger is engaged to fit into slots on the swivel raceway. To engage the lock, simply pull out plunger and turn until spring action inserts plunger in notches on raceway. To disengage the lock, simply pull out plunger and turn so plunger is not inserted in notches on raceway. Colson offers 3 types of hand operated swivel locks.



Welded Swivel Locks: These welded swivel locks are factory installed only. They lock in 90° intervals on 4, 5, and 6 Series and 180° intervals on 7 Series. To order see the "Welded Models" chart below.

Bolt-On Swivel Locks: The bolt-on swivel locks are field installable only, but require that the fork yoke base have the notches at 90° intervals. Available on 4-6 series casters. To order see the "Bolt-On Models" chart below.

Kingpinless Swivel Locks: Kingpinless casters already have the notches in the raceway, so it is possible to field install. They lock in 90° intervals. Simply bolt swivel lock on when you install on equipment. Available on 4, 6, 7 and 8 series casters. To order see the chart below.



Welded Models

Series	Mounting Code
4 Series (Standard)	MTG51
4 Series with MTG2 Top Plate	MTG52
4 Series with MTG4 Top Plate	MTG54
5 Series (Standard)	MTG52
6 Series (Standard)	MTG52

Bolt-On Models

Series	Mounting Code	Field Install Model No.
4 Series (Standard)	MTG61	05213.61
4 Series with MTG2 Top Plate	MTG62	05213.62
4 Series with MTG4 Top Plate	MTG64	05213.64
5 Series (Standard)	MTG62	05256.62
6 Series (Standard)	MTG62	05256.62

Kingpinless Swivel Lock Models

Series	Mounting Code	Field Install Model Number
4 & 6 Series Enforcer (Standard)	MTG61	05213.61
4 & 6 Series Enforcer with MTG2 Top Plate	MTG62	05212.62
4 & 6 Series Enforcer with MTG4 Top Plate	MTG64	05212.64
7 & 8 Series Enforcer (Standard)	MTG61	05278.61
7 & 8 Series Enforcer with MTG2 Top Plate	MTG62	05278.62
7 & 8 Series Enforcer with MTG3 Top Plate	MTG63	05278.63

Foot Activated Swivel Locks

Capacity up to 1400 lbs each

No more back strain from bending down to activate a swivel lock. When the foot pedal is in the "up" position, a stainless steel spring forces a pin into one of four slots on the swivel fork.

This effectively locks the swivel in one of four positions at 90° intervals. To disengage the lock, simply press down on the foot pedal for free swiveling action. It's that easy! With this innovative product, you can quickly and easily convert swivel casters to rigid casters for straight-line tracking. When you need greater maneuverability, you can quickly convert from the rigid position back to full swivel. Quick. Easy. Less stress and strain. **The Colson Ergonomic Advantage™.**

Extended reach swivel locks are available. Consult factory.



Foot Activated Swivel Lock Models

Series	Mounting Code	Field Install Model Num.
4 Series Swivel Top Plate (1 1/2" Tread Width)	MTG81	05213.66
4 Series Swivel Top Plate (2" Tread Width)	MTG81	05213.66
4 Series Enforcer Kingpinless Swivel Top Plate	MTG81	05212.66
4 Series Pneumatic Swivel Top Plate	MTG81	05213.66
4 Series Stainless Steel Swivel Top Plate	MTG81	05213.67

NOTE: Foot Activated Swivel Lock is field installable but requires notches in the caster fork yoke base at 90° intervals and is available in standard top plates only.



CASTER OPTIONS



DirtBan Swivel Seals

Keeps dirt out and lube in for longer caster life

Seals are recommended for applications where casters and equipment are exposed to regular washings such as hospitals, food processing plants, restaurants, meat packaging plants, laundries, bakeries and more. They keep dirt and contaminants out of the swivel raceway and lubricant in. Colson polyurethane DirtBan seals help

casters run smoother and last longer with very little drag on the swivel action. They offer a high resistance to grease, oils, chemicals, detergents and water. To order on caster specify **"SEAL"**. To field install, simply remove the caster wheel and place seals in the upper and lower raceways. No special tools needed. Available on 2 and 4 Series casters. To field install, see chart below.

Series	Kit Number
2 Series Swivel	52020.90
4 Series Upper Raceway	51000.77
4 Series Lower Raceway	51001.76



2 & 3 Series Dust Caps

Protects swivel raceway from harmful debris

Keep dust and debris out of raceway for smoother operation and longer service life. Available on 2 and

3 Series models only. To order with caster, specify **"DC1"**. Dust caps are not field installable.



Plastic & Metal Thread Guards

Designed to keep lint, thread and other soft material out of bearings

Certain industries and institutions find that excessive amounts of lint, thread and other soft materials have a tendency to work into caster wheel bearings. Wheel thread guards help overcome this problem. The thread guard does not revolve and thus forces the thread to deposit on caster fork legs and greatly improves its appearance. Colson offers both

plastic and metal thread guards. Plastic thread guards are more flexible and will not rust or corrode making them ideal for wash down applications. Metal thread guards have a zinc plated finish on 1-3 Series wheels, and a galvanized finish for 4-7 Series models to protect against rust and corrosion. To order on caster specify **"TG1"** for metal, **"TG2"** for plastic. To check for availability on caster models consult factory. See page 120.

CASTER OPTIONS

Delrin® Bearing

Delrin, a DuPont engineered plastic, is extremely durable under a wide range of temperature and humidity conditions and is corrosion resistant. Wheels with the Delrin bearings are well suited for applications where brine conditions, steam cleaning, or where excessive water or liquids are present. One piece or two piece Delrin bearing models are available (shown with spanner bushing).



Plain & Sleeve Bearing

Metal sleeve is inserted in wheel and rests directly on axle. Only recommended when rolling ease is less critical.



Annular Ball Bearing

Precision type bearings with machined, hardened raceways. For applications where maximum rolling ease and quiet operation are needed. Best suited for light to medium duty loads. Bearing is pre-assembled, and the entire unit is mounted in the wheel.



Bronze Bearing

The bronze bearing is durable under a wide range of temperature and humidity conditions and is corrosion resistant. It is highly recommended for high heat or wet applications (shown with spanner bushing).



Precision Sealed Ball Bearing

Recommended for maximum rolling ease with no maintenance lubrication required. Quiet operation for medium duty to heavy duty loads. Available on Endura Solid Elastomer and 2" tread width Performa Rubber wheels.



Roller Bearing

The roller bearing is capable of carrying a greater load than the same size diameter ball bearing. It has a split outer race shell into which the roller assembly is inserted. Standard Colson roller assembly features hardened steel rollers enclosed in a thermoplastic cage on 1¹/₂" and 2" tread width wheels. Metal cage roller bearings are optionally available (specify WB29) and are standard on wheels with tread widths of 2¹/₂" and larger. Combination seal/thrust retainer washers protect bearing from dirt, water, chemicals and help absorb thrust friction (Note: Must be used with hardened spanner bushing or hardened shaft).



Spanner Integrated Precision Sealed Ball Bearing

Excellent rolling ease with no maintenance lubrication required. Integrated spanner bushing makes installation easy.



Torrington-Style Roller Bearings

Torrington-style caged drawn cup bearings have a steel cage which provides inward retention of the needle rollers. This design provides maximum cage strength consistent with long service life. Available on 2" tread width wheels only. (Note: Must be used with hardened spanner bushing or hardened shaft).



CASTER OPTIONS

1 colson SERIES

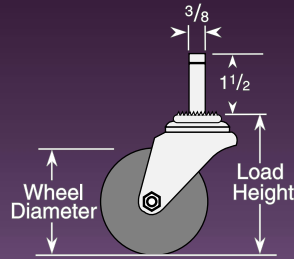
Capacity up to 75 lbs each

www.colsoncaster.com

Standard Features

- Zinc plated finish is attractive and durable
- Full double ball hardened raceways for better performance and greater durability
- $\frac{5}{16}$ " shouldered axle with $\frac{1}{4}$ " nut
- "Colson 45" multi-temp grease lubricates in extreme hot and cold temperatures

Wood Furniture Stem



Swivel Cross Section

Fork Leg Spacing $1\frac{5}{32}$ "

Performance Options

Gaster Brake

Side Lock (See page 12)
Available on all 3" models. Field installable (Specify **BRK3**).

Fork Option

NSF Listed (See page 3)
All models except thread guards (Specify **FSI**).

Wheel Option

Thread Guards— Available on many models. Brake & NSF options cannot be used with thread guards (Specify **TG1** for metal **TG2** for plastic).



Standard Mounting:

For use on wood furniture that can accept a $\frac{3}{8}$ " diameter hole approximately $1\frac{5}{8}$ " deep. Standard No.20 pressed steel adapter (Part #50011) with toothed base is supplied.

Stem size: $\frac{5}{16}$ " diameter x $1\frac{1}{2}$ " long.

Wheel Selection



PERFORMA
FLAT TREAD



POLYOLEFIN



POLYURETHANE
HI-TECH



CUSHION
RUBBER



HARD
RUBBER

1 SERIES • Wood Furniture Stem • Capacity up to 75 lbs

Wheel Dia.	Tread Width	Capacity Each (Pounds)	Wheel Descriptions	Wheel Bearing	Stem Caster Models	Load Height	Swivel Radius	Weight (Pounds)
1 $\frac{5}{8}$ "	7/8"	60	Performa Rubber	Delrin	1.01652.441	2 $\frac{1}{2}$	1 $\frac{3}{4}$	1/2
		75	Polyolefin	Delrin	1.01652.52	2 $\frac{1}{2}$	1 $\frac{3}{4}$	1/2
2"	7/8"	75	Performa Rubber	Delrin	1.02252.441	2 $\frac{11}{16}$	1 $\frac{15}{16}$	1/2
			Polyolefin	Delrin	1.02252.52	2 $\frac{11}{16}$	1 $\frac{15}{16}$	1/2
			Cushion Rubber	Ball	1.02252.45	2 $\frac{11}{16}$	1 $\frac{15}{16}$	1/2
			Hard Rubber	Ball	1.02252.55	2 $\frac{11}{16}$	1 $\frac{15}{16}$	1/2
3"	7/8"	75	Performa Rubber	Delrin	1.03052.441	3 $\frac{13}{16}$	2 $\frac{9}{16}$	3/4
			Polyurethane HI-TECH	Delrin	1.03052.91	3 $\frac{13}{16}$	2 $\frac{9}{16}$	3/4
			Polyolefin	Delrin	1.03052.53	3 $\frac{13}{16}$	2 $\frac{9}{16}$	3/4

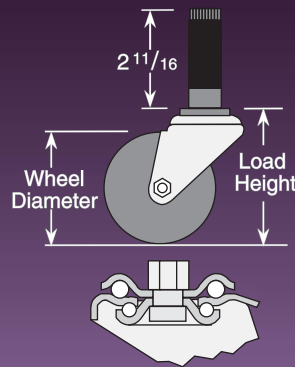
1 colson SERIES

Capacity up to 145 lbs each www.colsoncaster.com

Standard Features

- Zinc plated finish is attractive and durable
- Full double ball hardened raceways for better performance and greater durability
- 5/16" shouldered axle with 1/4" nut
- "Colson 45" multi-temp grease lubricates in extreme hot and cold temperatures

Expanding Stem Adapter



Swivel Cross Section
Fork Leg Spacing 1⁵/₃₂"

Performance Options

Mounting Options

Inside Diameter of Tube	Mounting Code Numbers	
	Round Tubing	Square Tubing
3/4" - 13/16"	MTG40	-
7/8" - 15/16"	MTG41	MTG51
1" - 1 1/16"	MTG42	MTG52
1 1/8" - 1 3/16"	MTG43	MTG53
1 1/4" - 1 5/16"	MTG44	MTG54
1 3/8" - 1 7/16"	MTG45	MTG55
1 1/2" - 1 9/16"	MTG46	-
1 5/8" - 1 11/16"	MTG47	-

Stems are 2¹¹/₁₆" long. Stem size less adapter: 1/2"- 13UNC x 2¹¹/₁₆"

Caster Brake

Side Lock (See page 12)
Available on all models. Field installable (Specify **BRK3**).

Fork Option

NSF Listed (See page 3)
All models except thread guards (Specify **FSI**).



Wheel Option

Thread Guards - Available on many models. Brake & NSF options cannot be used with thread guards (Specify **TG1** for metal **TG2** for plastic).

Standard Mounting:

Turning of octagon on upper raceway expands rubber adapter inside of round or square tubing for a tight, permanent fit.

To order, select caster model number and specify stem adapter size by code number from mounting options chart at right.

New Single Assembly Expanding Adapter Stems:

New design features interlocked pieces for easy one piece attachment.

All components are corrosion resistant.



Note: Expanding adapter temperature rating is at 180°F.

Wheel Selection



PERFORMA
FLAT TREAD



POLYOLEFIN



POLYURETHANE
HI-TECH

1 SERIES • Expanding Adapter Stem • Capacity up to 145 lbs

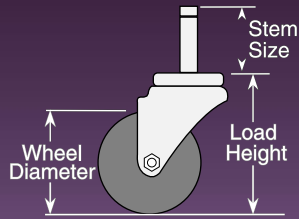
Wheel Dia.	Tread Width	Capacity Each (Pounds)	Wheel Descriptions	Wheel Bearing	Stem Caster Models	Load Height	Swivel Radius	Weight (Pounds)
3"	7/8"	100	Polyurethane HI-TECH	Delrin	1.03367.91	3 7/8	2 13/16	1 1/8
		125	Performa Rubber	Delrin	1.03367.441	3 7/8	2 13/16	1 1/4
			Polyolefin	Delrin	1.03367.53	3 7/8	2 13/16	1 1/4
4"	7/8"	125	Polyurethane HI-TECH	Delrin	1.04367.91	4 7/8	3 7/16	1 1/2
		135	Performa Rubber	Delrin	1.04367.441	4 7/8	3 7/16	1 1/2
			Polyolefin	Delrin	1.04367.53	4 7/8	3 7/16	1 1/2
5"	7/8"	140	Polyurethane HI-TECH	Delrin	1.05367.91	5 7/8	4 1/16	1 3/4
			Performa Rubber	Delrin	1.05367.441	5 7/8	4 1/16	1 3/4
			Polyolefin	Delrin	1.05367.53	5 7/8	4 1/16	1 3/4

1 colson SERIES

Capacity up to 75 lbs each

www.colsoncaster.com

Grip Ring Stem



Standard Features

- Zinc plated finish is attractive and durable
- Full double ball hardened raceways for better performance and greater durability
- 5/16" shouldered axle with 1/4" nut
- "Colson 45" multi-temp grease lubricates in extreme hot and cold temperatures

Performance Options

Mounting Options

- MTG1:** 3/8" x 19/16" long
- MTG2:** 7/16" x 19/16" long
- MTG50:** 7/16" x 1" long
- MTG51:** 7/16" x 1 29/32" long (less grip ring)

Caster Brake

Side Lock (See page 12)
Available on all 3" models. Field installable (Specify **BRK3**).

Fork Option

NSF Listed (See page 3)
All models except thread guards (Specify **FS1**).



Wheel Option

Thread Guards – Available on many models. Brake & NSF options cannot be used with thread guards (Specify **TG1** for metal **TG2** for plastic).

Spring grip on top of stem holds caster firmly in place.

Standard Mounting (MTG52):
7/16" x 1 29/32" long
(with grip ring)

Wheel Selection



PERFORMA
FLAT TREAD



POLYOLEFIN



POLYURETHANE
HI-TECH



CUSHION
RUBBER



HARD
RUBBER

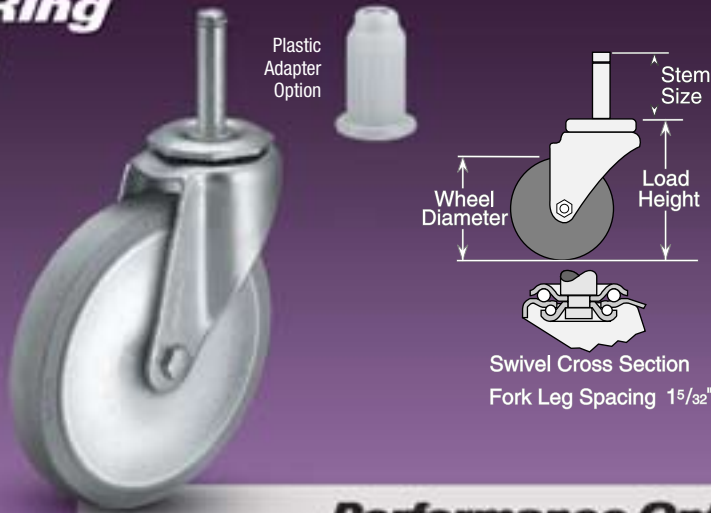
1 SERIES • Grip Ring Stem • Capacity up to 75 lbs

Wheel Dia.	Tread Width	Capacity Each (Pounds)	Wheel Descriptions	Wheel Bearing	Stem Caster Models	Load Height	Swivel Radius	Weight (Pounds)
1 5/8"	7/8"	60	Performa Rubber	Delrin	1.01651.441	2 1/2	13/4	1/2
		75	Polyolefin	Delrin	1.01651.52	2 1/2	13/4	1/2
2"	7/8"	75	Performa Rubber	Delrin	1.02251.441	2 11/16	1 15/16	1/2
			Polyolefin	Delrin	1.02251.52	2 11/16	1 15/16	1/2
			Cushion Rubber	Ball	1.02251.45	2 11/16	1 15/16	5/8
			Hard Rubber	Ball	1.02251.55	2 11/16	1 15/16	5/8
3"	7/8"	75	Performa Rubber	Delrin	1.03051.441	3 13/16	2 9/16	3/4
			Polyurethane HI-TECH	Delrin	1.03051.91	3 13/16	2 9/16	3/4
			Polyolefin	Delrin	1.03051.53	3 13/16	2 9/16	3/4

1 colson SERIES

Capacity up to 145 lbs each www.colsoncaster.com

Grip Ring Stem



Standard Features

- Zinc plated finish is attractive and durable
- Full double ball hardened raceways for better performance and greater durability
- 5/16" shouldered axle with 1/4" nut
- "Colson 45" multi-temp grease lubricates in extreme hot and cold temperatures

Performance Options

Mounting Options

MTG2: 7/16" x 1 1/2" long

MTG51: 7/16" x 1 29/32" long **less** grip ring

Plastic Adapters

Snap easily in place to reduce distortion and damage to furniture and equipment tubing. Plastic adapters are non-conductive. First specify **MTG51:** (7/16" x 1 29/32") **less** grip ring, then specify **plastic** adapter code from chart at right.

MTG53: (No. 50810): Fits 7/8" x 18 ga. wall round tubing or any I.D. from 3/4" to 51/64".

MTG54: (No. 50842): Fits 1" x 13 ga. wall round tubing or any I.D. from 51/64" to 53/64".

MTG55: (No. 50865): Fits 1" x 14 ga. wall round tubing or any I.D. from 53/64" to 55/64".

MTG56: (No. 50916): Fits 1" x 16 ga. wall round tubing or any I.D. from 57/64" to 29/32".

Caster Brake

Side Lock (See page 12) – Available on all models. Field installable (Specify **BRK3**).

Fork/Wheel Option

NSF Listed (See page 3)
All models except thread guards (Specify **FSI**).



Thread Guards – Available on many models. Brake & NSF options cannot be used with thread guards (Specify **TG1** for metal **TG2** for plastic).

Spring grip on top of stem holds caster firmly in place.

Standard Mounting (MTG52):
7/16" x 1 29/32" long
(with grip ring)

Wheel Selection



PERFORMA
FLAT TREAD



POLYOLEFIN



POLYURETHANE
HI-TECH

1 SERIES · Grip Ring Stem · Capacity up to 145 lbs

Wheel Dia.	Tread Width	Capacity Each (Pounds)	Wheel Descriptions	Wheel Bearing	Stem Caster Models	Load Height	Swivel Radius	Weight (Pounds)
3"	7/8"	100	Polyurethane HI-TECH	Delrin	1.03351.91	3 3/4	2 13/16	1
		125	Performa Rubber	Delrin	1.03351.441	3 3/4	2 13/16	1 1/8
			Polyolefin	Delrin	1.03351.53	3 3/4	2 13/16	1 1/8
4"	7/8"	125	Polyurethane HI-TECH	Delrin	1.04351.91	4 3/4	3 7/16	1 1/8
		135	Performa Rubber	Delrin	1.04351.441	4 3/4	3 7/16	1 3/8
			Polyolefin	Delrin	1.04351.53	4 3/4	3 7/16	1 3/8
5"	7/8"	140	Polyurethane HI-TECH	Delrin	1.05351.91	5 3/4	4 1/16	1 1/4
		145	Performa Rubber	Delrin	1.05351.441	5 3/4	4 1/16	1 5/8
			Polyolefin	Delrin	1.05351.53	5 3/4	4 1/16	1 1/8

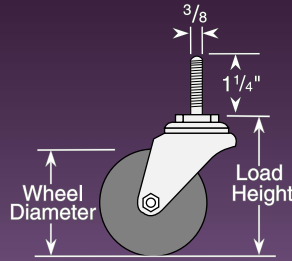
1 SERIES

1 colson SERIES

Capacity up to 75 lbs each

www.colsoncaster.com

Straight Thread Stem



Swivel Cross Section
Fork Leg Spacing 1 5/32"

Standard Features

- Zinc plated finish is attractive and durable
- Full double ball hardened raceways for better performance and greater durability
- 5/16" shouldered axle with 1/4" nut
- "Colson 45" multi-temp grease lubricates in extreme hot and cold temperatures

Performance Options

Mounting Options

3/8" diameter- 24NF x
1 1/16" long (Specify **MTG51**).

Caster Brake

Side Lock (See page 12)
Available on all 3" models. Field installable (Specify **BRK3**).

Fork Option

NSF Listed (See page 3)
All models except thread guards (Specify **FSI**).

Wheel Option

Thread Guards - Available on many models. Brake & NSF options cannot be used with thread guards (Specify **TG1** for metal **TG2** for plastic).



Standard Mounting (MTG55):

(3/8" diameter- 16UNC x
1 1/4" long threaded 1 1/8").

Wheel Selection



PERFORMA
FLAT TREAD



POLYOLEFIN



POLYURETHANE
HI-TECH



CUSHION
RUBBER



HARD
RUBBER

IMPORTANT: If caster stem is to be screwed into customer equipment, the customer must add a washer to the stem that will cover the incomplete threads and support the upper race. The stem shoulder must fit tightly against the customer equipment.

1 SERIES • Straight Thread Stem • Capacity up to 75 lbs

Wheel Dia.	Tread Width	Capacity Each (Pounds)	Wheel Descriptions	Wheel Bearing	Stem Caster Models	Load Height	Swivel Radius	Weight (Pounds)
1 5/8"	7/8"	60	Performa Rubber	Delrin	1.01654.441	2 1/2	1 3/4	3/8
		75	Polyolefin	Delrin	1.01654.52	2 1/2	1 3/4	3/8
2"	7/8"	75	Performa Rubber	Delrin	1.02254.441	2 11/16	1 15/16	3/8
			Polyolefin	Delrin	1.02254.52	2 11/16	1 15/16	3/8
			Cushion Rubber	Ball	1.02254.45	2 11/16	1 15/16	1/2
			Hard Rubber	Ball	1.02254.55	2 11/16	1 15/16	1/2
3"	7/8"	75	Performa Rubber	Delrin	1.03054.441	3 13/16	2 9/16	5/8
			Polyurethane HI-TECH	Delrin	1.03054.91	3 13/16	2 9/16	5/8
			Polyolefin	Delrin	1.03054.53	3 13/16	2 9/16	5/8

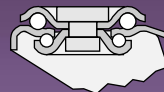
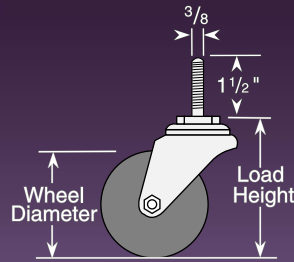
1 colson SERIES

Capacity up to 145 lbs each www.colsoncaster.com

Standard Features

- Zinc plated finish is attractive and durable
- Full double ball hardened raceways for better performance and greater durability
- $\frac{5}{16}$ " shouldered axle with $\frac{1}{4}$ " nut
- "Colson 45" multi-temp grease lubricates in extreme hot and cold temperatures

Straight Thread Stem



Swivel Cross Section
Fork Leg Spacing $1\frac{5}{32}$ "

Performance Options

Caster Brake

Side Lock (See page 12)
Available on all models. Field installable (Specify **BRK3**).

Fork Option

NSF Listed (See page 3)
All models except thread guards (Specify **FSI**).

Wheel Option

Thread Guards—Available on many models. Brake & NSF options cannot be used with thread guards (Specify **TG1** for metal **TG2** for plastic).



Standard Mounting:

$\frac{3}{8}$ " diameter—
16UNC x $1\frac{1}{2}$ " long
threaded $1\frac{3}{8}$ ".

Wheel Selection



PERFORMA
FLAT TREAD



POLYOLEFIN



POLYURETHANE
HI-TECH

1 SERIES • Straight Thread Stem • Capacity up to 145 lbs

Wheel Dia.	Tread Width	Capacity Each (Pounds)	Wheel Descriptions	Wheel Bearing	Stem Caster Models	Load Height	Swivel Radius	Weight (Pounds)
3"	$\frac{7}{8}$ "	100	Polyurethane HI-TECH	Delrin	1.03354.91	$3\frac{3}{4}$	$2\frac{13}{16}$	$1\frac{1}{8}$
		125	Performa Rubber	Delrin	1.03354.441	$3\frac{3}{4}$	$2\frac{13}{16}$	$1\frac{1}{8}$
			Polyolefin	Delrin	1.03354.53	$3\frac{3}{4}$	$2\frac{13}{16}$	$1\frac{1}{8}$
4"	$\frac{7}{8}$ "	125	Polyurethane HI-TECH	Delrin	1.04354.91	$4\frac{3}{4}$	$3\frac{7}{16}$	$1\frac{3}{8}$
		135	Performa Rubber	Delrin	1.04354.441	$4\frac{3}{4}$	$3\frac{7}{16}$	$1\frac{3}{8}$
			Polyolefin	Delrin	1.04354.53	$4\frac{3}{4}$	$3\frac{7}{16}$	$1\frac{3}{8}$
5"	$\frac{7}{8}$ "	140	Polyurethane HI-TECH	Delrin	1.05354.91	$5\frac{3}{4}$	$4\frac{1}{16}$	$1\frac{5}{8}$
		145	Performa Rubber	Delrin	1.05354.441	$5\frac{3}{4}$	$4\frac{1}{16}$	$1\frac{5}{8}$
			Polyolefin	Delrin	1.05354.53	$5\frac{3}{4}$	$4\frac{1}{16}$	$1\frac{5}{8}$

IMPORTANT: If caster stem is to be screwed into customer equipment, the customer must add a washer to the stem that will cover the incomplete threads and support the upper race. The stem shoulder must fit tightly against the customer equipment.

1
SERIES

1 colson SERIES

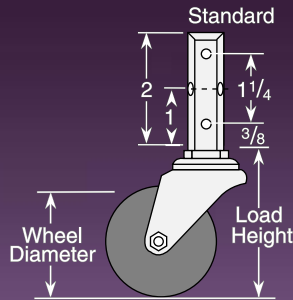
Capacity up to 145 lbs each

www.colsoncaster.com

Standard Features

- Zinc plated finish is attractive and durable
- Full double ball hardened raceways for better performance and greater durability
- 5/16" shouldered axle with 1/4" nut
- "Colson 45" multi-temp grease lubricates in extreme hot and cold temperatures

Square Stem

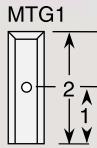


Swivel Cross Section
Fork Leg Spacing 1 5/32"

Performance Options

Mounting Options

Optional Square Stem: 2" long x 7/8" square with 1 mounting hole 17/64" diameter (Specify **MTG1**).



Caster Brake

Side Lock (See page 12)
Available on all models. Field installable (Specify **BRK3**).

Fork Option

NSF Listed (See page 3)
All models except thread guards (Specify **FSI**).



Wheel Option

Thread Guards – Available on many models. Brake & NSF options cannot be used with thread guards (Specify **TG1** for metal **TG2** for plastic).

Standard Mounting:

Designed for easy installation on the inside of angle iron legs or against flat surfaces. Stems may be bolted or riveted against any flat vertical surface. Standard Stem 2" long by 3/4" square with 3 mounting holes 17/64" diameter.

Wheel Selection



PERFORMA
FLAT TREAD



POLYOLEFIN



POLYURETHANE
HI-TECH

1 SERIES • Square Stem • Capacity up to 145 lbs

Wheel Dia.	Tread Width	Capacity Each (Pounds)	Wheel Descriptions	Wheel Bearing	Stem Caster Models	Load Height	Swivel Radius	Weight (Pounds)
3"	7/8"	100	Polyurethane HI-TECH	Delrin	1.03370.91	3 3/4	2 13/16	1 1/4
		125	Performa Rubber	Delrin	1.03370.441	3 3/4	2 13/16	1 1/4
			Polyolefin	Delrin	1.03370.53	3 3/4	2 13/16	1 1/4
4"	7/8"	125	Polyurethane HI-TECH	Delrin	1.04370.91	4 3/4	3 7/16	1 1/2
		135	Performa Rubber	Delrin	1.04370.441	4 3/4	3 7/16	1 1/2
			Polyolefin	Delrin	1.04370.53	4 3/4	3 7/16	1 1/2
5"	7/8"	140	Polyurethane HI-TECH	Delrin	1.05370.91	5 3/4	4 1/16	1 3/4
		145	Performa Rubber	Delrin	1.05370.441	5 3/4	4 1/16	1 3/4
			Polyolefin	Delrin	1.05370.53	5 3/4	4 1/16	1 3/4

1 colson SERIES

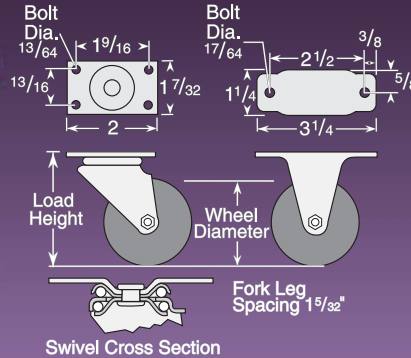
Capacity up to 75 lbs each

www.colsoncaster.com

Standard Features

- Zinc plated finish is attractive and durable
- Full double ball hardened raceways for better performance and greater durability
- 5/16" shouldered axle with 1/4" nut
- "Colson 45" multi-temp grease lubricates in extreme hot and cold temperatures

Small Top Plate Swivel & Rigid



Performance Options

Caster Brake

Side Lock (See page 12)
Available on all 3" swivel models. Field installable (Specify **BRK3**).

Fork Option

NSF Listed (See page 3)
All models except thread guards (Specify **FSI**).



Wheel Option

Thread Guards – Available on many models. Brake & NSF options cannot be used with thread guards (Specify **TG1** for metal **TG2** for plastic).

Standard Mounting:

Rigid caster mounting holes do not match swivel.

Wheel Selection



PERFORMA
FLAT TREAD



POLYOLEFIN



POLYURETHANE
HI-TECH



CUSHION
RUBBER



HARD
RUBBER

1 SERIES • Small Top Plate Swivel & Rigid • Capacity up to 75 lbs

Wheel Dia.	Tread Width	Capacity Each (Pounds)	Wheel Descriptions	Wheel Bearing	Swivel Caster Models	Rigid Caster Models	Load Height	Swivel Radius	Weight (Pounds)
1 5/8"	7/8"	60	Performa Rubber	Delrin	1.01666.441	1.01610.441	29/16	13/4	3/8
		75	Polyolefin	Delrin	1.01666.52	1.01610.52	29/16	13/4	3/8
2"	7/8"	75	Performa Rubber	Delrin	1.02266.441	1.02210.441	23/4	115/16	1/2
			Polyolefin	Delrin	1.02266.52	1.02210.52	23/4	115/16	1/2
			Cushion Rubber	Ball	1.02266.45	1.02210.45	23/4	115/16	1/2
			Hard Rubber	Ball	1.02266.55	1.02210.55	23/4	115/16	1/2
3"	7/8"	75	Performa Rubber	Delrin	1.03066.441	—	37/8	29/16	3/4
			Polyurethane HI-TECH	Delrin	1.03066.91	—	37/8	29/16	3/4
			Polyolefin	Delrin	1.03066.53	—	37/8	29/16	3/4

1 SERIES

1 colson SERIES

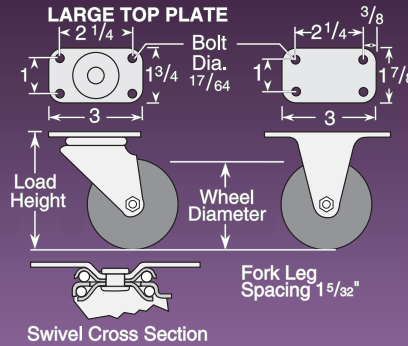
Capacity up to 75 lbs each

www.colsoncaster.com

Standard Features

- Zinc plated finish is attractive and durable
- Full double ball hardened raceways for better performance and greater durability
- 5/16" shouldered axle with 1/4" nut
- "Colson 45" multi-temp grease lubricates in extreme hot and cold temperatures

Top Plate Swivel & Rigid



Standard Mounting:

Rigid caster available with 3" diameter wheel only.

Performance Options

Gaster Brake

Side Lock (See page 12)
Available on all 3" swivel models. Field installable (Specify **BRK3**).

Fork Option

NSF Listed (See page 3)
All models except thread guards (Specify **FSI**).

Wheel Option

Thread Guards—Available on many models. Brake & NSF options cannot be used with thread guards (Specify **TG1** for metal **TG2** for plastic).



Wheel Selection



PERFORMA
FLAT TREAD



POLYOLEFIN



POLYURETHANE
HI-TECH



CUSHION
RUBBER



HARD
RUBBER

1 SERIES • Large Top Plate Swivel & Rigid • Capacity up to 75 lbs

Wheel Dia.	Tread Width	Capacity Each (Pounds)	Wheel Descriptions	Wheel Bearing	Swivel Caster Models	Rigid Caster Models	Load Height	Swivel Radius	Weight (Pounds)
1 5/8"	7/8"	60	Performa Rubber	Delrin	1.01656.441	—	2 9/16	1 3/4	1/2
		75	Polyolefin	Delrin	1.01656.52	—	2 9/16	1 3/4	1/2
2"	7/8"	75	Performa Rubber	Delrin	1.02256.441	—	2 3/4	1 15/16	1/2
			Polyolefin	Delrin	1.02256.52	—	2 3/4	1 15/16	1/2
			Cushion Rubber	Ball	1.02256.45	—	2 3/4	1 15/16	5/8
			Hard Rubber	Ball	1.02256.55	—	2 3/4	1 15/16	5/8
3"	7/8"	75	Performa Rubber	Delrin	1.03056.441	1.03010.441	3 7/8	2 9/16	3/4
			Polyurethane HI-TECH	Delrin	1.03056.91	1.03010.91	3 7/8	2 9/16	3/4
			Polyolefin	Delrin	1.03056.53	1.03010.53	3 7/8	2 9/16	3/4

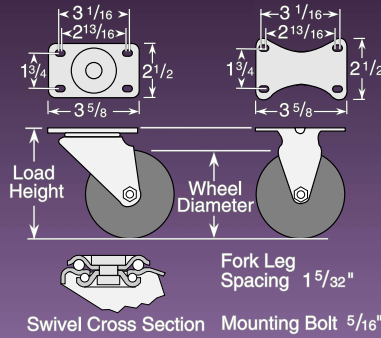
1 COLSON SERIES

Capacity up to 145 lbs each www.colsoncaster.com

Standard Features

- Zinc plated finish is attractive and durable
- Full double ball hardened raceways for better performance and greater durability
- 5/16" shouldered axle with 1/4" nut
- .090" steel top plate
- "Colson 45" multi-temp grease lubricates in extreme hot and cold temperatures

Top Plate Swivel & Rigid



Performance Options

Caster Brake

Side Lock (See page 12)
Available on all swivel models.
Field installable (Specify **BRK3**).

Fork Option

NSF Listed (See page 3)
All models except thread guards (Specify **FSI**).

Wheel Option

Thread Guards – Available on many models. Brake & NSF options cannot be used with thread guards (Specify **TG1** for metal **TG2** for plastic).



Wheel Selection



PERFORMA
FLAT TREAD



POLYOLEFIN



POLYURETHANE
HI-TECH

1 SERIES • Top Plate Swivel & Rigid • Capacity up to 145 lbs

Wheel Dia.	Tread Width	Capacity Each (Pounds)	Wheel Descriptions	Wheel Bearing	Swivel Caster Models	Rigid Caster Models	Load Height	Swivel Radius	Weight (Pounds)
3"	7/8"	100	Polyurethane HI-TECH	Delrin	1.03356.91	1.03008.91	3 3/4"	2 13/16"	1 1/4"
		125	Performa Rubber	Delrin	1.03356.441	1.03008.441	3 3/4"	2 13/16"	1 1/4"
			Polyolefin	Delrin	1.03356.53	1.03008.53	3 3/4"	2 13/16"	1 1/4"
4"	7/8"	125	Polyurethane HI-TECH	Delrin	1.04356.91	1.04008.91	4 3/4"	3 7/16"	1 1/2"
		135	Performa Rubber	Delrin	1.04356.441	1.04008.441	4 3/4"	3 7/16"	1 1/2"
			Polyolefin	Delrin	1.04356.53	1.04008.53	4 3/4"	3 7/16"	1 1/2"
5"	7/8"	140	Polyurethane HI-TECH	Delrin	1.05356.91	1.05008.91	5 3/4"	4 1/16"	1 3/4"
		145	Performa Rubber	Delrin	1.05356.441	1.05008.441	5 3/4"	4 1/16"	1 3/4"
			Polyolefin	Delrin	1.05356.53	1.05008.53	5 3/4"	4 1/16"	1 3/4"

1 SERIES

2 colson SERIES

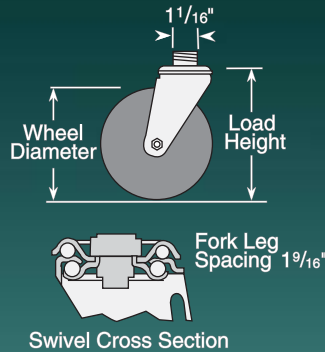
Capacity up to 325 lbs each

www.colsoncaster.com

Standard Features

- Zinc plated finish is attractive and durable
- Full double ball hardened raceways for better performance and greater durability
- 3/8" hollow axle with lock nut
- Grease holes on wheel bearing for greater convenience
- "Colson 45" multi-temp grease lubricates in extreme hot and cold temperatures

Pipe Thread Stem



Standard Mounting:

Fits Standard 3/4" Pipe Coupling
The actual diameter of the threaded stem is approximately 1 1/16". The pipe thread stem screws directly into a standard pipe coupling for a rigid and permanent fit with full swivel action.

Easy Installation

The 7/16" hex nut beneath the lower raceway makes it fast and easy to install these casters on a wide variety of equipment.



Performance Options

Caster Brake

Total Lock Brake (See page 12)
Locks wheel and swivel simultaneously. Fits 3 1/2", 4" and 5" swivel models. Field installable (Specify **BRK5**).

Side Lock Brake (See page 12)
Available on all swivel models. Field installable (Specify **BRK1**).

Fork Option

NSF Listed (See page 3)
All models except thread guards and cast iron wheels (Specify **FSI**).

Dust Cap (See page 16)–Specify **DC1**.

Axle/Nut Options:

- AX1** Zerk Axle
- AX2** Solid Axle
- NT1** Thick lock nut



Wheel Option

Thread Guards (See page 16) – Available on many models. (Specify **TG1** for metal **TG2** for plastic).

Wheel Selection



PERFORMA
FLAT TREAD



PERFORMA
ROUND TREAD



PERFORMA
CONDUCTIVE FLAT



PERFORMA
CONDUCTIVE ROUND



POLYOLEFIN



THERMO



THERMOTECH®



POLYURETHANE
HI-TECH



CAST IRON



RUBBER HI-TECH



PHENOLIC

2 SERIES • Pipe Thread Stem • Capacity up to 325 lbs

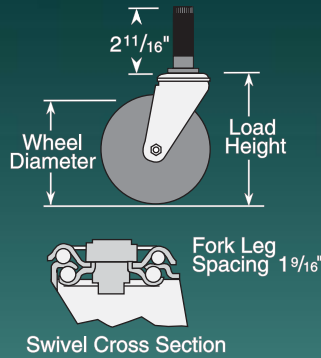
Wheel Dia.	Tread Width	Capacity Each (Pounds)	Wheel Descriptions	Wheel Bearing	Stem Caster Models	Load Height	Swivel Radius	Weight (Pounds)	
2 1/2"	1 1/4"	125	Perma Rubber (Conductive Flat)	Ball	2.02253.445 COND	4	2 13/32	1 3/4	
		140	Perma Rubber (Flat tread)	Delrin	2.02253.441	4	2 13/32	1 3/4	
			Perma Rubber (Flat tread)	Ball	2.02253.445	4	2 13/32	1 3/4	
		200	Polyolefin	Delrin	2.02253.53	4	2 13/32	1 3/4	
			Polyolefin	Ball	2.02253.55	4	2 13/32	1 3/4	
		250	Polyurethane HI-TECH	Delrin	2.02253.91	4	2 13/32	1 1/2	
	Polyurethane HI-TECH		Ball	2.02253.95	4	2 13/32	1 1/2		
1 7/16"	300	Cast Iron	Sleeve	2.02253.12	4	2 13/32	2 1/8		
3"	1 1/4"	150	Rubber HI-TECH	Plain	2.03353.42	4 1/4	2 21/32	2	
		200	Polyurethane HI-TECH	Plain	2.03353.92	4 1/4	2 21/32	2	
			Polyolefin	Delrin	2.03353.52	4 1/4	2 21/32	2	
	1 15/32"	300	Phenolic	Roller	2.03353.309	4 1/4	2 21/32	2 3/4	
3 1/2"	1 5/16"	210	Perma Rubber (Conductive Round)	Ball	2.03253.565 COND	4 13/16	2 29/32	2 1/4	
			Perma Rubber (Round tread)	Delrin	2.03253.561	4 13/16	2 29/32	2 1/4	
			Perma Rubber (Round tread)	Ball	2.03253.565	4 13/16	2 29/32	2 1/4	
	1 1/4"	225	Perma Rubber (Conductive Flat)	Ball	2.03253.445 COND	4 13/16	2 29/32	2 1/4	
			Polyolefin	Delrin	2.03253.53	4 13/16	2 29/32	2 1/8	
		230	Polyolefin	Ball	2.03253.55	4 13/16	2 29/32	2 1/8	
			250	Perma Rubber (Flat tread)	Delrin	2.03253.441	4 13/16	2 29/32	2 1/8
		Perma Rubber (Flat tread)		Ball	2.03253.445	4 13/16	2 29/32	2 1/8	
		Polyurethane HI-TECH		Delrin	2.03253.91	4 13/16	2 29/32	1 3/4	
		Polyurethane HI-TECH		Ball	2.03253.95	4 13/16	2 29/32	1 3/4	
		300	Thermo	Plain	2.03253.52 HT	4 13/16	2 29/32	3 1/8	
			Cast Iron	Sleeve	2.03253.12	4 13/16	2 29/32	3	
		4"	1 1/4"	250	ThermoTech	Teflon	2.04253.613 H	5 1/4	3 7/32
Perma Rubber (Conductive Flat)	Ball				2.04253.445 COND	5 1/4	3 7/32	2 1/4	
275	Polyolefin			Delrin	2.04253.53	5 1/4	3 7/32	2 1/4	
	Polyolefin			Ball	2.04253.55	5 1/4	3 7/32	2 1/4	
	Polyurethane HI-TECH			Delrin	2.04253.91	5 1/4	3 7/32	2	
	Polyurethane HI-TECH			Ball	2.04253.95	5 1/4	3 7/32	2	
300	Perma Rubber (Flat tread)		Delrin	2.04253.441	5 1/4	3 7/32	2 1/4		
	Perma Rubber (Flat tread)		Ball	2.04253.445	5 1/4	3 7/32	2 1/4		
	Thermo		Plain	2.04253.52 HT	5 1/4	3 7/32	3 1/4		
	Cast Iron		Sleeve	2.04253.12	5 1/4	3 7/32	3 1/2		
5"	1 1/4"		250	ThermoTech	Teflon	2.05253.613H	6 5/16	3 13/16	3
				Perma Rubber (Conductive Flat)	Ball	2.05253.445 COND	6 5/16	3 13/16	3
	1 5/16"	250	Perma Rubber (Conductive Round)	Ball	2.05253.565 COND	6 5/16	3 13/16	3	
			Perma Rubber (Round tread)	Delrin	2.05253.561	6 5/16	3 13/16	3	
	1 1/4"	300	Perma Rubber (Round tread)	Ball	2.05253.565	6 5/16	3 13/16	3	
			Polyolefin	Delrin	2.05253.53	6 5/16	3 13/16	2 3/4	
			Polyolefin	Ball	2.05253.55	6 5/16	3 13/16	2 3/4	
			Polyurethane HI-TECH	Delrin	2.05253.91	6 5/16	3 13/16	2 1/2	
			Polyurethane HI-TECH	Ball	2.05253.95	6 5/16	3 13/16	2 1/2	
			Cast Iron	Sleeve	2.05253.12	6 5/16	3 13/16	3 3/4	
			325	Perma Rubber (Flat tread)	Delrin	2.05253.441	6 5/16	3 13/16	2 3/4
		Perma Rubber (Flat tread)		Ball	2.05253.445	6 5/16	3 13/16	2 3/4	
		Thermo		Plain	2.05253.52 HT	6 5/16	3 13/16	3 3/4	

2 SERIES

Standard Features

- Zinc plated finish is attractive and durable
- Full double ball hardened raceways for better performance and greater durability
- 3/8" hollow axle with lock nut
- Grease holes on wheel bearing for greater convenience
- "Colson 45" multi-temp grease lubricates in extreme hot and cold temperatures

Expanding Adapter Stem



Performance Options

Mounting Options

Inside Diameter of Tube	Mounting Code Numbers	
	Round Tubing	Square Tubing
3/4" - 13/16"	MTG40	-
7/8" - 15/16"	MTG41	MTG51
1" - 1 1/16"	MTG42	MTG52
1 1/8" - 1 3/16"	MTG43	MTG53
1 1/4" - 1 5/16"	MTG44	MTG54
1 3/8" - 1 7/16"	MTG45	MTG55
1 1/2" - 1 9/16"	MTG46	-
1 5/8" - 1 11/16"	MTG47	-

Stems are 2 11/16" long. Stem size less adapter: 1/2" - 13UNC x 2 11/16"

Caster Brake

Total Lock Brake (See page 12)
Locks wheel and swivel simultaneously. Fits 3 1/2", 4" and 5" swivel models. Field installable (Specify **BRK5**).

Side Lock Brake (See page 12)
Available on all swivel models. Field installable (Specify **BRK1**).

Fork Option

NSF Listed (See page 3)
All models except thread guards and cast iron wheels (Specify **FSI**).

Swivel Dust Cap (See page 16)
Specify **DC1**.

Axle/Nut Options:

- AX1** Zerk Axle
- AX2** Solid Axle
- NT1** Thick lock nut



Wheel Option

Thread Guards (See page 16)
Available on many models (Specify **TG1** for metal **TG2** for plastic).

Standard Mounting:

Turning of hex nut beneath lower raceway expands rubber adapter inside of round or square tubing for a tight, permanent fit. To order, select caster model number and specify stem adapter size by code number from mounting option chart at right.




New Single Assembly Expanding Adapter Stems:

New design features interlocked pieces for easy one piece attachment.



All components are corrosion resistant.

Wheel Selection



Note: Expanding adapter temperature rating is at 180°F.

2 SERIES • Expanding Adapter Stem • Capacity up to 325 lbs

Wheel Dia.	Tread Width	Capacity Each (Pounds)	Wheel Descriptions	Wheel Bearing	Stem Caster Models	Load Height	Swivel Radius	Weight (Pounds)
2 1/2"	1 1/4"	140	Performa Rubber (Flat tread)	Delrin	2.02267.441	4	2 13/32	1 3/4
			Performa Rubber (Flat tread)	Ball	2.02267.445	4	2 13/32	1 3/4
		200	Polyolefin	Delrin	2.02267.53	4	2 13/32	1 3/4
			Polyolefin	Ball	2.02267.55	4	2 13/32	1 3/4
		250	Polyurethane HI-TECH	Delrin	2.02267.91	4	2 13/32	1 1/2
			Polyurethane HI-TECH	Ball	2.02267.95	4	2 13/32	1 1/2
300	Cast Iron	Sleeve	2.02267.12	4	2 13/32	2 1/8		
1 7/16"	300	Phenolic	Roller	2.02267.319	4	2 13/32	1 3/4	
3"	1 1/4"	150	Rubber HI-TECH	Plain	2.03367.42	4 1/4	2 21/32	2
		200	Polyurethane HI-TECH	Plain	2.03367.92	4 1/4	2 21/32	2
			Polyolefin	Delrin	2.03367.52	4 1/4	2 21/32	2
	1 15/32"	300	Phenolic	Roller	2.03367.309	4 1/4	2 21/32	2 3/4
3 1/2"	1 5/16"	210	Performa Rubber (Round tread)	Delrin	2.03267.561	4 9/16	2 29/32	2 1/4
			Performa Rubber (Round tread)	Ball	2.03267.565	4 9/16	2 29/32	2 1/4
	1 1/4"	230	Polyolefin	Delrin	2.03267.53	4 9/16	2 29/32	2 1/8
			Polyolefin	Ball	2.03267.55	4 9/16	2 29/32	2 1/8
		250	Performa Rubber (Flat tread)	Delrin	2.03267.441	4 9/16	2 29/32	2 1/8
			Performa Rubber (Flat tread)	Ball	2.03267.445	4 9/16	2 29/32	2 1/8
			Polyurethane HI-TECH	Delrin	2.03267.91	4 9/16	2 29/32	1 3/4
			Polyurethane HI-TECH	Ball	2.03267.95	4 9/16	2 29/32	1 3/4
		300	Cast Iron	Sleeve	2.03267.12	4 9/16	2 29/32	3
		4"	1 1/4"	275	Polyolefin	Delrin	2.04267.53	5 1/4
Polyolefin	Ball				2.04267.55	5 1/4	3 7/32	2 1/4
Polyurethane HI-TECH	Delrin				2.04267.91	5 1/4	3 7/32	2
300	Polyurethane HI-TECH			Ball	2.04267.95	5 1/4	3 7/32	2
	Performa Rubber (Flat tread)			Delrin	2.04267.441	5 1/4	3 7/32	2 1/4
	Performa Rubber (Flat tread)			Ball	2.04267.445	5 1/4	3 7/32	2 1/4
Cast Iron	Sleeve	2.04267.12	5 1/4	3 7/32	3 1/2			
5"	1 5/16"	250	Performa Rubber (Round tread)	Delrin	2.05267.561	6 5/16	3 13/16	3
			Performa Rubber (Round tread)	Ball	2.05267.565	6 5/16	3 13/16	3
	1 1/4"	300	Polyolefin	Delrin	2.05267.53	6 5/16	3 13/16	2 3/4
			Polyolefin	Ball	2.05267.55	6 5/16	3 13/16	2 3/4
			Polyurethane HI-TECH	Delrin	2.05267.91	6 5/16	3 13/16	2 1/2
			Polyurethane HI-TECH	Ball	2.05267.95	6 5/16	3 13/16	2 1/2
			Cast Iron	Sleeve	2.05267.12	6 5/16	3 13/16	3 3/4
			325	Performa Rubber (Flat tread)	Delrin	2.05267.441	6 5/16	3 13/16
Performa Rubber (Flat tread)	Ball	2.05267.445		6 5/16	3 13/16	2 3/4		

2 SERIES

2 colson SERIES

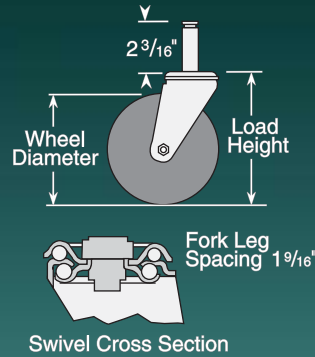
Capacity up to 325 lbs each

www.colsoncaster.com

Standard Features

- Zinc plated finish is attractive and durable
- Full double ball hardened raceways for better performance and greater durability
- 3/8" hollow axle with lock nut
- Grease holes on wheel bearing for greater convenience
- "Colson 45" multi-temp grease lubricates in extreme hot and cold temperatures

Grip Ring Stem



Performance Options

Mounting Options

- Round Stems**
MTG5: 2³/₁₆" long x 3/4" dia. (.75)
MTG6: 2³/₁₆" long x 13/16" dia. (.812)
MTG7: 2³/₁₆" long x 27/32" dia. (.845)
MTG8: 2³/₁₆" long x 7/8" dia. (.865)
MTG9: 2³/₁₆" long x 1" dia. (1.00)

Caster Brake

- Total Lock Brake** (See page 12)
 Locks wheel and swivel simultaneously. Fits 3 1/2", 4" and 5" swivel models. Field installable. **Note:** When mounted in tubing, brake will function as wheel brake only. (Specify **BRK5**).
Side Lock Brake (See page 12)
 Available on all swivel models. Field installable (Specify **BRK1**).

Fork Option

- NSF Listed** (See page 3)
 All models except thread guards and cast iron wheels (Specify **FSI**).
Swivel Dust Cap (See page 16)
 Specify **DC1**.
Axle/Nut Options:
AX1 Zerk Axle
AX2 Solid Axle
NT1 Thick lock nut




Wheel Option

- Thread Guards** (See page 16) – Available on many models. (Specify **TG1** for metal **TG2** for plastic).

Standard Mounting:

Standard grip ring stem is 2³/₁₆" long with 5/8" diameter. Stem features spring grip at top to hold caster securely in tubing. Assures tight fit and easy swivel action.

Wheel Selection



2 SERIES • Grip Ring Stem • Capacity up to 325 lbs

Wheel Dia.	Tread Width	Capacity Each (Pounds)	Wheel Descriptions	Wheel Bearing	Stem Caster Models	Load Height	Swivel Radius	Weight (Pounds)	
2 1/2"	1 1/4"	125	Perma Rubber (Conductive Flat)	Ball	2.02251.445 COND	3 3/4	2 13/32	1 3/4	
		140	Perma Rubber (Flat tread)	Delrin	2.02251.441	3 3/4	2 13/32	1 3/4	
			Perma Rubber (Flat tread)	Ball	2.02251.445	3 3/4	2 13/32	1 3/4	
		200	Polyolefin	Delrin	2.02251.53	3 3/4	2 13/32	1 3/4	
			Polyolefin	Ball	2.02251.55	3 3/4	2 13/32	1 3/4	
		250	Polyurethane HI-TECH	Delrin	2.02251.91	3 3/4	2 13/32	1 1/2	
	Polyurethane HI-TECH		Ball	2.02251.95	3 3/4	2 13/32	1 1/2		
	300	Cast Iron	Sleeve	2.02251.12	3 3/4	2 13/32	2 1/8		
1 7/16"	300	Phenolic	Roller	2.02251.319	3 3/4	2 13/32	1 3/4		
3"	1 1/4"	150	Rubber HI-TECH	Plain	2.03351.42	4	2 21/32	2	
		200	Polyurethane HI-TECH	Plain	2.03351.92	4	2 21/32	2	
			Polyolefin	Delrin	2.03351.52	4	2 21/32	2	
	1 15/32"	300	Phenolic	Roller	2.03351.309	4	2 21/32	2 3/4	
3 1/2"	1 5/16"	210	Perma Rubber (Conductive Round)	Ball	2.03251.565 COND	4 9/16	2 29/32	2 1/4	
			Perma Rubber (Round tread)	Delrin	2.03251.561	4 9/16	2 29/32	2 1/4	
			Perma Rubber (Round tread)	Ball	2.03251.565	4 9/16	2 29/32	2 1/4	
	1 1/4"	225	Perma Rubber (Conductive Flat)	Ball	2.03251.445 COND	4 9/16	2 29/32	2	
			Polyolefin	Delrin	2.03251.53	4 9/16	2 29/32	2 1/8	
		230	Polyolefin	Ball	2.03251.55	4 9/16	2 29/32	2 1/8	
			250	Perma Rubber (Flat tread)	Delrin	2.03251.441	4 9/16	2 29/32	2 1/8
				Perma Rubber (Flat tread)	Ball	2.03251.445	4 9/16	2 29/32	2 1/8
		Polyurethane HI-TECH	Delrin	2.03251.91	4 9/16	2 29/32	1 3/4		
		Polyurethane HI-TECH	Ball	2.03251.95	4 9/16	2 29/32	1 3/4		
	300	Thermo	Plain	2.03251.52 HT	4 9/16	2 29/32	2 7/8		
		Cast Iron	Sleeve	2.03251.12	4 9/16	2 29/32	3		
	4"	1 1/4"	250	ThermoTech	Teflon	2.04251.613 H	5	3 7/32	3
				Perma Rubber (Conductive Flat)	Ball	2.04251.445 COND	5	3 7/32	2 1/4
275			Polyolefin	Delrin	2.04251.53	5	3 7/32	2 1/4	
			Polyolefin	Ball	2.04251.55	5	3 7/32	2 1/4	
			Polyurethane HI-TECH	Delrin	2.04251.91	5	3 7/32	2	
			Polyurethane HI-TECH	Ball	2.04251.95	5	3 7/32	2	
300		Perma Rubber (Flat tread)	Delrin	2.04251.441	5	3 7/32	2 1/4		
		Perma Rubber (Flat tread)	Ball	2.04251.445	5	3 7/32	2 1/4		
		Thermo	Plain	2.04251.52 HT	5	3 7/32	3 1/8		
Cast Iron		Sleeve	2.04251.12	5	3 7/32	3 1/2			
5"		1 1/4"	250	ThermoTech	Teflon	2.05251.613 H	6 1/16	3 13/16	3
	Perma Rubber (Conductive Flat)			Ball	2.05251.445 COND	6 1/16	3 13/16	3	
	1 5/16"	250	Perma Rubber (Conductive Round)	Ball	2.05251.565 COND	6 1/16	3 13/16	3	
			Perma Rubber (Round tread)	Delrin	2.05251.561	6 1/16	3 13/16	3	
			Perma Rubber (Round tread)	Ball	2.05251.565	6 1/16	3 13/16	3	
	1 1/4"	300	Polyolefin	Delrin	2.05251.53	6 1/16	3 13/16	2 3/4	
			Polyolefin	Ball	2.05251.55	6 1/16	3 13/16	2 3/4	
			Polyurethane HI-TECH	Delrin	2.05251.91	6 1/16	3 13/16	2 1/2	
			Polyurethane HI-TECH	Ball	2.05251.95	6 1/16	3 13/16	2 1/2	
		325	Cast Iron	Thermo	Sleeve	2.05251.12	6 1/16	3 13/16	3 3/4
				Perma Rubber (Flat tread)	Delrin	2.05251.441	6 1/16	3 13/16	2 3/4
			Perma Rubber (Flat tread)	Ball	2.05251.445	6 1/16	3 13/16	2 3/4	
			Thermo	Thermo	Plain	2.05251.52 HT	6 1/16	3 13/16	3 1/2

2 SERIES

2 colson SERIES

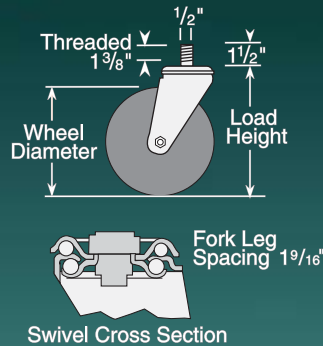
Capacity up to 325 lbs each

www.colsoncaster.com

Standard Features

- Zinc plated finish is attractive and durable
- Full double ball hardened raceways for better performance and greater durability
- 3/8" hollow axle with lock nut
- Grease holes on wheel bearing for greater convenience
- "Colson 45" multi-temp grease lubricates in extreme hot and cold temperatures

Straight Thread Stem



Performance Options

Mounting Options

- MTG10:** 1/2"-13UNC x 3/4" long threaded
- MTG11:** 1/2"-13UNC x 1" long threaded
- MTG12:** 1/2"-20UNF x 3/4" long threaded
- MTG13:** 5/8"-11UNC x 1 3/4" long threaded
- MTG14:** 5/8"-18UNF x 1 3/4" long threaded
- MTG15:** 3/4"-10UNC x 1 3/4" long threaded
- MTG50:** 1/2"-20UNF x 1 1/2" long threaded

Caster Brake

- Total Lock Brake** (See page 12) Locks wheel and swivel simultaneously. Fits 3 1/2", 4" and 5" swivel models. Field installable (Specify **BRK5**).
- Side Lock Brake** (See page 12) Available on all swivel models. Field installable (Specify **BRK1**).

Fork Option

- NSF Listed** (See page 3) All models except thread guards and cast iron wheels (Specify **FSI**).
- Swivel Dust Cap** (See page 16) Specify **DC1**.
- Axle/Nut Options:**
AX1 Zerk Axle
AX2 Solid Axle
NT1 Thick lock nut



Wheel Option

- Thread Guards** (See page 16) – Available on many models. (Specify **TG1** for metal **TG2** for plastic).

Standard Mounting (MTG 53):

1/2" diameter – 13UNC X 1 1/2" long, threaded 1 3/8".

Easy Installation:

The 7/16" hex nut beneath the lower raceway makes it fast and easy to install these casters on a wide variety of equipment.




Pemco Shopping Cart Caster

See page 66.



Wheel Selection



IMPORTANT: If caster stem is to be screwed into customer equipment, the customer must add a washer to the stem that will cover the incomplete threads and support the upper race. The stem shoulder must fit tightly against the customer equipment.

2 SERIES • Straight Thread Stem • Capacity up to 325 lbs

Wheel Dia.	Tread Width	Capacity Each (Pounds)	Wheel Descriptions	Wheel Bearing	Stem Caster Models	Load Height	Swivel Radius	Weight (Pounds)
2 1/2"	1 1/4"	125	Perma Rubber (Conductive Flat)	Ball	2.02254.445 COND	3 3/4	2 13/32	1 3/4
		140	Perma Rubber (Flat tread)	Delrin	2.02254.441	3 3/4	2 13/32	1 3/4
			Perma Rubber (Flat tread)	Ball	2.02254.445	3 3/4	2 13/32	1 3/4
		200	Polyolefin	Delrin	2.02254.53	3 3/4	2 13/32	1 3/4
			Polyolefin	Ball	2.02254.55	3 3/4	2 13/32	1 3/4
		250	Polyurethane HI-TECH	Delrin	2.02254.91	3 3/4	2 13/32	1 1/2
	Polyurethane HI-TECH		Ball	2.02254.95	3 3/4	2 13/32	1 1/2	
300	Cast Iron	Sleeve	2.02254.12	3 3/4	2 13/32	2 1/8		
1 7/16"	300	Phenolic	Roller	2.02254.319	3 3/4	2 13/32	1 3/4	
3"	1 1/4"	150	Rubber HI-TECH	Plain	2.03354.42	4	2 21/32	2
		200	Polyurethane HI-TECH	Plain	2.03354.92	4	2 21/32	2
			Polyolefin	Delrin	2.03354.52	4	2 21/32	2
	1 15/32"	300	Phenolic	Roller	2.03354.309	4	2 21/32	2 3/4
3 1/2"	1 5/16"	210	Perma Rubber (Conductive Round)	Ball	2.03254.565 COND	4 9/16	2 29/32	2 1/4
			Perma Rubber (Round tread)	Delrin	2.03254.561	4 9/16	2 29/32	2 1/4
			Perma Rubber (Round tread)	Ball	2.03254.565	4 9/16	2 29/32	2 1/4
	1 1/4"	225	Perma Rubber (Conductive Flat)	Ball	2.03254.445 COND	4 9/16	2 29/32	2
			Polyolefin	Delrin	2.03254.53	4 9/16	2 29/32	2 1/8
		230	Polyolefin	Ball	2.03254.55	4 9/16	2 29/32	2 1/8
			250	Perma Rubber (Flat tread)	Delrin	2.03254.441	4 9/16	2 29/32
		Perma Rubber (Flat tread)		Ball	2.03254.445	4 9/16	2 29/32	2 1/8
		Polyurethane HI-TECH		Delrin	2.03254.91	4 9/16	2 29/32	1 3/4
	Polyurethane HI-TECH	Ball		2.03254.95	4 9/16	2 29/32	1 3/4	
	300	Thermo	Plain	2.03254.52 HT	4 9/16	2 29/32	3 1/8	
		Cast Iron	Sleeve	2.03254.12	4 9/16	2 29/32	3	
	4"	1 1/4"	250	ThermoTech	Teflon	2.04254.613 H	5	3 7/32
Perma Rubber (Conductive Flat)				Ball	2.04254.445 COND	5	3 7/32	2 1/4
275			Polyolefin	Delrin	2.04254.53	5	3 7/32	2 1/4
			Polyolefin	Ball	2.04254.55	5	3 7/32	2 1/4
			Polyurethane HI-TECH	Delrin	2.04254.91	5	3 7/32	2
			Polyurethane HI-TECH	Ball	2.04254.95	5	3 7/32	2
300		Perma Rubber (Flat tread)	Delrin	2.04254.441	5	3 7/32	2 1/4	
		Perma Rubber (Flat tread)	Ball	2.04254.445	5	3 7/32	2 1/4	
		Thermo	Plain	2.04254.52 HT	5	3 7/32	3 1/4	
Cast Iron		Sleeve	2.04254.12	5	3 7/32	3 1/2		
5"		1 1/4"	250	ThermoTech	Teflon	2.05254.613 H	6 1/16	3 13/16
	Perma Rubber (Conductive Flat)			Ball	2.05254.445 COND	6 1/16	3 13/16	3
	1 5/16"	250	Perma Rubber (Conductive Round)	Ball	2.05254.565 COND	6 1/16	3 13/16	3
			Perma Rubber (Round tread)	Delrin	2.05254.561	6 1/16	3 13/16	3
			Perma Rubber (Round tread)	Ball	2.05254.565	6 1/16	3 13/16	3
	1 1/4"	300	Polyolefin	Delrin	2.05254.53	6 1/16	3 13/16	2 3/4
			Polyolefin	Ball	2.05254.55	6 1/16	3 13/16	2 3/4
			Polyurethane HI-TECH	Delrin	2.05254.91	6 1/16	3 13/16	2 1/2
		325	Polyurethane HI-TECH	Ball	2.05254.95	6 1/16	3 13/16	2 1/2
			Cast Iron	Sleeve	2.05254.12	6 1/16	3 13/16	3 3/4
			Perma Rubber (Flat tread)	Delrin	2.05254.441	6 1/16	3 13/16	2 3/4
	Perma Rubber (Flat tread)	Ball	2.05254.445	6 1/16	3 13/16	2 3/4		
Thermo	Plain	2.05254.52 HT	6 1/16	3 13/16	3 3/4			

2 SERIES

2 colson SERIES

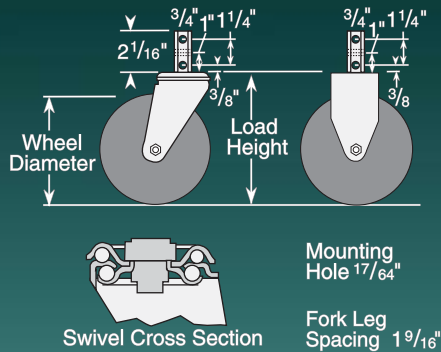
Capacity up to 325 lbs each

www.colsoncaster.com

Standard Features

- Zinc plated finish is attractive and durable
- Full double ball hardened raceways for better performance and greater durability
- 3/8" hollow axle with lock nut
- Grease holes on wheel bearing for greater convenience
- "Colson 45" multi-temp grease lubricates in extreme hot and cold temperatures

Square Stem Swivel & Rigid



Standard Mounting:

2 1/16" long x 3/4" square with 3 mounting holes 17/64" diameter. Designed for easy installation on the inside of angle iron legs or against flat surfaces. Stems may be bolted or riveted against any flat vertical surface.

Mounting Options

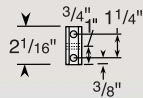
Square Stem

MTG1: 2 1/16" long x 7/8" square with 1 mounting hole 17/64" diameter (Specify **MTG1**).



Octagon Stem

2 1/16" long x 3/4" octagon with 3 mounting holes 17/64" diameter (Specify **MTG3**).



Performance Options

Caster Brake

Total Lock Brake (See page 12) Locks wheel and swivel simultaneously. Fits 3 1/2", 4" and 5" swivel models. Field installable (Specify **BRK5**).

Side Lock Brake (See page 12) Available on all swivel models. Field installable (Specify **BRK1**).

Fork Option

NSF Listed (See page 3) All models except thread guards and cast iron wheels (Specify **FSI**).

Swivel Dust Cap (See page 16) Specify **DC1**.

Axle/Nut Options:


- AX1** Zerk Axle
- AX2** Solid Axle
- NT1** Thick lock nut



Wheel Option

Thread Guards (See page 16) Available on many models (Specify **TG1** for metal **TG2** for plastic).

Wheel Selection



2 SERIES • Square Stem Swivel & Rigid • Capacity up to 325 lbs

Wheel Dia.	Tread Width	Capacity Each (Pounds)	Wheel Descriptions	Wheel Bearing	Swivel Caster Models	Rigid Caster Models	Load Height	Swivel Radius	Weight (Pounds)	
2 1/2"	1 1/4"	125	Perma Rubber (Conductive Flat)	Ball	2.02270.445 COND	—	3 3/4	2 13/32	1 5/8	
		140	Perma Rubber (Flat tread)	Delrin	2.02270.441	—	3 3/4	2 13/32	1 5/8	
			Perma Rubber (Flat tread)	Ball	2.02270.445	—	3 3/4	2 13/32	1 5/8	
		200	Polyolefin	Delrin	2.02270.53	—	3 3/4	2 13/32	1 5/8	
			Polyolefin	Ball	2.02270.55	—	3 3/4	2 13/32	1 5/8	
		250	Polyurethane HI-TECH	Delrin	2.02270.91	—	3 3/4	2 13/32	1 5/8	
	Polyurethane HI-TECH		Ball	2.02270.95	—	3 3/4	2 13/32	1 5/8		
	300	Cast Iron	Sleeve	2.02270.12	—	3 3/4	2 13/32	2		
1 7/16"	300	Phenolic	Roller	2.02270.319	—	3 3/4	2 13/32	1 5/8		
3"	1 1/4"	150	Rubber HI-TECH	Plain	2.03370.42	—	4	2 21/32	2	
		200	Polyurethane HI-TECH	Plain	2.03370.92	—	4	2 21/32	2	
			Polyolefin	Delrin	2.03370.52	—	4	2 21/32	2	
	1 15/32"	300	Phenolic	Roller	2.03370.309	—	4	2 21/32	2 3/4	
3 1/2"	1 5/16"	210	Perma Rubber (Conductive Round)	Ball	2.03270.565 COND	—	4 9/16	2 29/32	2 1/4	
			Perma Rubber (Round tread)	Delrin	2.03270.561	—	4 9/16	2 29/32	2 1/4	
			Perma Rubber (Round tread)	Ball	2.03270.565	—	4 9/16	2 29/32	2 1/4	
	1 1/4"	225	Perma Rubber (Conductive Flat)	Ball	2.03270.445 COND	—	4 9/16	2 29/32	2	
			Polyolefin	Delrin	2.03270.53	—	4 9/16	2 29/32	1 7/8	
		230	Polyolefin	Ball	2.03270.55	—	4 9/16	2 29/32	1 7/8	
			Perma Rubber (Flat tread)	Delrin	2.03270.441	—	4 9/16	2 29/32	2	
		250	Perma Rubber (Flat tread)	Ball	2.03270.445	—	4 9/16	2 29/32	2	
			Polyurethane HI-TECH	Delrin	2.03270.91	—	4 9/16	2 29/32	2 7/8	
			Polyurethane HI-TECH	Ball	2.03270.95	—	4 9/16	2 29/32	2 7/8	
		300	Thermo	Plain	2.03270.52 HT	—	4 9/16	2 29/32	2 7/8	
	Cast Iron		Sleeve	2.03270.12	—	4 9/16	2 29/32	3		
	4"	1 1/4"	250	ThermoTech	Teflon	2.04270.613 H	—	5	3 7/32	3
				Perma Rubber (Conductive Flat)	Ball	2.04270.445 COND	—	5	3 7/32	2 1/4
275			Polyolefin	Delrin	2.04270.53	—	5	3 7/32	2 1/8	
			Polyolefin	Ball	2.04270.55	—	5	3 7/32	2 1/8	
			Polyurethane HI-TECH	Delrin	2.04270.91	—	5	3 7/32	2 1/8	
			Polyurethane HI-TECH	Ball	2.04270.95	—	5	3 7/32	2 1/8	
300		Perma Rubber (Flat tread)	Delrin	2.04270.441	—	5	3 7/32	2 1/4		
		Perma Rubber (Flat tread)	Ball	2.04270.445	—	5	3 7/32	2 1/4		
		Thermo	Plain	2.04270.52 HT	—	5	3 7/32	3 1/8		
		Cast Iron	Sleeve	2.04270.12	—	5	3 7/32	3 3/8		
5"	1 1/4"	250	ThermoTech	Teflon	2.05270.613 H	2.05280.613 H	6 1/16	3 13/16	3	
			Perma Rubber (Conductive Flat)	Ball	2.05270.445 COND	2.05280.445 COND	6 1/16	3 13/16	3	
	1 5/16"	250	Perma Rubber (Conductive Round)	Ball	2.05270.565 COND	2.05280.565 COND	6 1/16	3 13/16	3	
			Perma Rubber (Round tread)	Delrin	2.05270.561	2.05280.561	6 1/16	3 13/16	3	
			Perma Rubber (Round tread)	Ball	2.05270.565	2.05280.565	6 1/16	3 13/16	3	
			Polyolefin	Delrin	2.05270.53	2.05280.53	6 1/16	3 13/16	2 1/2	
	1 1/4"	300	Polyolefin	Ball	2.05270.55	2.05280.55	6 1/16	3 13/16	2 1/2	
			Polyurethane HI-TECH	Delrin	2.05270.91	2.05280.91	6 1/16	3 13/16	2 1/2	
			Polyurethane HI-TECH	Ball	2.05270.95	2.05280.95	6 1/16	3 13/16	2 1/2	
			Cast Iron	Sleeve	2.05270.12	2.05280.12	6 1/16	3 13/16	3 3/4	
			325	Perma Rubber (Flat tread)	Delrin	2.05270.441	2.05280.441	6 1/16	3 13/16	2 3/4
				Perma Rubber (Flat tread)	Ball	2.05270.445	2.05280.445	6 1/16	3 13/16	2 3/4
			325	Thermo	Plain	2.05270.52 HT	2.05280.52 HT	6 1/16	3 13/16	3 1/2

2 SERIES

2 colson SERIES

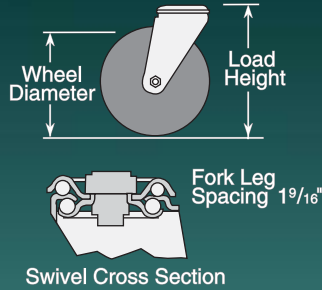
Capacity up to 325 lbs each

www.colsoncaster.com

Standard Features

- Zinc plated finish is attractive and durable
- Full double ball hardened raceways for better performance and greater durability
- 3/8" hollow axle with lock nut
- Grease holes on wheel bearing for greater convenience
- "Colson 45" multi-temp grease lubricates in extreme hot and cold temperatures

Modular Stem



Standard Mounting:

Colson modular stem casters feature a 1/2" hollow rivet which will accept a wide variety of mounting stems (even a standard 1/2" bolt will work). You can supply the mounting fasteners or stems—we supply the casters.

Performance Options

Caster Brake

Total Lock Brake (See page 12)
Locks wheel and swivel simultaneously. Fits 3 1/2", 4" and 5" swivel models. Field installable (Specify **BRK5**).

Side Lock Brake (See page 12)
Available on all swivel models. Field installable (Specify **BRK1**).

Fork Option

NSF Listed (See page 3)
All models except thread guards and cast iron wheels (Specify **FSI**).

Swivel Dust Cap (See page 16)
Specify **DC1**.

Axle/Nut Options:
AX1 Zerk Axle
AX2 Solid Axle
NT1 Thick lock nut



Wheel Option

Thread Guards (See page 16)
Available on many models. (Specify **TG1** for metal **TG2** for plastic).

Wheel Selection



PERFORMA
FLAT TREAD



PERFORMA
ROUND TREAD



PERFORMA
CONDUCTIVE FLAT



PERFORMA
CONDUCTIVE ROUND



POLYOLEFIN



THERMO



THERMOTECH®



POLYURETHANE
HI-TECH



CAST IRON



RUBBER HI-TECH



PHENOLIC

2 SERIES • Modular Stem • Capacity up to 325 lbs

Wheel Dia.	Tread Width	Capacity Each (Pounds)	Wheel Descriptions	Wheel Bearing	Stem Caster Models	Load Height	Swivel Radius	Weight (Pounds)	
2 1/2"	1 1/4"	125	Performa Rubber (Conductive Flat)	Ball	2.02250.445 COND	3 3/4	2 13/32	1 1/2	
		140	Performa Rubber (Flat tread)	Delrin	2.02250.441	3 3/4	2 13/32	1 1/2	
			Performa Rubber (Flat tread)	Ball	2.02250.445	3 3/4	2 13/32	1 1/2	
		200	Polyolefin	Delrin	2.02250.53	3 3/4	2 13/32	1 1/2	
			Polyolefin	Ball	2.02250.55	3 3/4	2 13/32	1 1/2	
		250	Polyurethane HI-TECH	Delrin	2.02250.91	3 3/4	2 13/32	1 1/4	
	Polyurethane HI-TECH		Ball	2.02250.95	3 3/4	2 13/32	1 1/4		
1 7/16"	300	Cast Iron	Sleeve	2.02250.12	3 3/4	2 13/32	2		
3"	1 1/4"	150	Rubber HI-TECH	Plain	2.03350.42	4	2 21/32	2	
		200	Polyurethane HI-TECH	Plain	2.03350.92	4	2 21/32	2	
			Polyolefin	Delrin	2.03350.52	4	2 21/32	2	
	1 15/32"	300	Phenolic	Roller	2.03350.309	4	2 21/32	2 3/4	
3 1/2"	1 5/16"	210	Performa Rubber (Conductive Round)	Ball	2.03250.565 COND	4 9/16	2 29/32	2	
			Performa Rubber (Round tread)	Delrin	2.03250.561	4 9/16	2 29/32	2	
			Performa Rubber (Round tread)	Ball	2.03250.565	4 9/16	2 29/32	2	
	1 1/4"	225	Performa Rubber (Conductive Flat)	Ball	2.03250.445 COND	4 9/16	2 29/32	1 3/4	
			Polyolefin	Delrin	2.03250.53	4 9/16	2 29/32	1 3/4	
		230	Polyolefin	Ball	2.03250.55	4 9/16	2 29/32	1 3/4	
			Performa Rubber (Flat tread)	Delrin	2.03250.441	4 9/16	2 29/32	1 3/4	
		250	Performa Rubber (Flat tread)	Ball	2.03250.445	4 9/16	2 29/32	1 3/4	
			Polyurethane HI-TECH	Delrin	2.03250.91	4 9/16	2 29/32	1 3/4	
			Polyurethane HI-TECH	Ball	2.03250.95	4 9/16	2 29/32	1 3/4	
	300	Thermo	Plain	2.03250.52 HT	4 9/16	2 29/32	2 3/4		
		Cast Iron	Sleeve	2.03250.12	4 9/16	2 29/32	2 7/8		
	4"	1 1/4"	250	ThermoTech	Teflon	2.04250.613 H	5	3 7/32	3
				Performa Rubber (Conductive Flat)	Ball	2.04250.445 COND	5	3 7/32	2 1/8
275			Polyolefin	Delrin	2.04250.53	5	3 7/32	2 1/8	
			Polyolefin	Ball	2.04250.55	5	3 7/32	2 1/8	
			Polyurethane HI-TECH	Delrin	2.04250.91	5	3 7/32	1 7/8	
			Polyurethane HI-TECH	Ball	2.04250.95	5	3 7/32	1 7/8	
300		Performa Rubber (Flat tread)	Delrin	2.04250.441	5	3 7/32	2 1/8		
		Performa Rubber (Flat tread)	Ball	2.04250.445	5	3 7/32	2 1/8		
		Thermo	Plain	2.04250.52 HT	5	3 7/32	3 1/8		
Cast Iron		Sleeve	2.04250.12	5	3 7/32	3 1/8			
5"		1 1/4"	250	ThermoTech	Teflon	2.05250.613 H	6 1/16	3 13/16	3
	Performa Rubber (Conductive Flat)			Ball	2.05250.445 COND	6 1/16	3 13/16	2 3/4	
	1 5/16"	250	Performa Rubber (Conductive Round)	Ball	2.05250.565 COND	6 1/16	3 13/16	2 3/4	
			Performa Rubber (Round tread)	Delrin	2.05250.561	6 1/16	3 13/16	2 3/4	
			Performa Rubber (Round tread)	Ball	2.05250.565	6 1/16	3 13/16	2 3/4	
	1 1/4"	300	Polyolefin	Delrin	2.05250.53	6 1/16	3 13/16	2 1/4	
			Polyolefin	Ball	2.05250.55	6 1/16	3 13/16	2 1/4	
			Polyurethane HI-TECH	Delrin	2.05250.91	6 1/16	3 13/16	2 1/4	
		325	Polyurethane HI-TECH	Ball	2.05250.95	6 1/16	3 13/16	2 1/4	
			Cast Iron	Sleeve	2.05250.12	6 1/16	3 13/16	3 1/2	
			Performa Rubber (Flat tread)	Delrin	2.05250.441	6 1/16	3 13/16	2 1/2	
			Performa Rubber (Flat tread)	Ball	2.05250.445	6 1/16	3 13/16	2 1/2	
	Thermo	Plain	2.05250.52 HT	6 1/16	3 13/16	3 1/4			

2 SERIES

2 colson SERIES

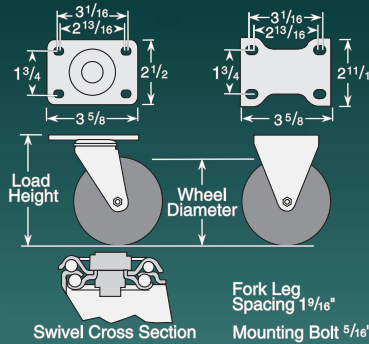
Capacity up to 325 lbs each

www.colsoncaster.com

Standard Features

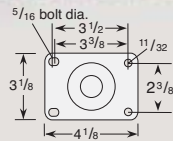
- Zinc plated finish is attractive and durable
- Full double ball hardened raceways for better performance and greater durability
- 3/8" hollow axle with lock nut
- Grease holes on wheel bearing for greater convenience
- "Colson 45" multi-temp grease lubricates in extreme hot and cold temperatures

Top Plate Swivel & Rigid

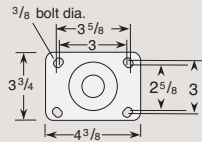


Performance Options

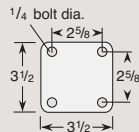
Optional Top Plates



59 Top Plate (Swivel)
(Specify MTG59).



27 Top Plate (Swivel)
(Specify MTG27)



35 Top Plate (Swivel) (Specify MTG35)

Caster Brake

Total Lock Brake (See page 12)
Locks wheel and swivel simultaneously. Fits 3 1/2", 4" and 5" swivel models. Field installable (Specify BRK5).

Side Lock Brake (See page 12)
Available on all swivel models. Field installable (Specify BRK1).

Fork Option

NSF Listed (See page 3)
All models except thread guards and cast iron wheels (Specify FSI).

Swivel Dust Cap (See page 16)
Specify DC1.

Axle/Nut Options:
AX1 Zerk Axle
AX2 Solid Axle
NT1 Thick lock nut



Wheel Option


Thread Guards (See page 16)
Available on many models (Specify TG1 for metal TG2 for plastic).



New 2 Series Direction Lock Caster:

Standard top plate available. For optional top plates consult factory. To order change 4th digit to "1" (example: 2.05156.91).

Wheel Selection



2 SERIES • Top Plate Swivel & Rigid • Capacity up to 325 lbs

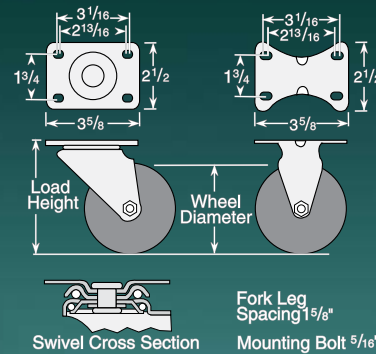
Wheel Dia.	Tread Width	Capacity Each (Pounds)	Wheel Descriptions	Wheel Bearing	Swivel Top Plate Caster Models	Rigid Top Plate Caster Models	Load Height	Swivel Radius	Weight (Pounds)
2 1/2"	1 1/4"	125	Perma Rubber (Conductive Flat)	Ball	2.02256.445 COND	2.02208.445 COND	3 7/8	2 13/32	1 5/8
		140	Perma Rubber (Flat tread)	Delrin	2.02256.441	2.02208.441	3 7/8	2 13/32	1 5/8
			Perma Rubber (Flat tread)	Ball	2.02256.445	2.02208.445	3 7/8	2 13/32	1 5/8
		200	Polyolefin	Delrin	2.02256.53	2.02208.53	3 7/8	2 13/32	1 5/8
			Polyolefin	Ball	2.02256.55	2.02208.55	3 7/8	2 13/32	1 5/8
		250	Polyurethane HI-TECH	Delrin	2.02256.91	2.02208.91	3 7/8	2 13/32	1 5/8
	Polyurethane HI-TECH		Ball	2.02256.95	2.02208.95	3 7/8	2 13/32	1 5/8	
	300	Cast Iron	Sleeve	2.02256.12	2.02208.12	3 7/8	2 13/32	2	
1 7/16"	300	Phenolic	Roller	2.02256.319	2.02208.319	3 7/8	2 13/32	1 5/8	
3"	1 1/4"	150	Rubber HI-TECH	Plain	2.03356.42	2.03308.42	4 1/8	2 21/32	2
		200	Polyurethane HI-TECH	Plain	2.03356.92	2.03308.92	4 1/8	2 21/32	2
			Polyolefin	Delrin	2.03356.52	2.03308.52	4 1/8	2 21/32	2
	1 15/32"	300	Phenolic	Roller	2.03356.309	2.03308.309	4 1/8	2 21/32	2 3/4
3 1/2"	1 5/16"	210	Perma Rubber (Conductive Round)	Ball	2.03256.565 COND	2.03208.565 COND	4 11/16	2 29/32	2 1/4
			Perma Rubber (Round tread)	Delrin	2.03256.561	2.03208.561	4 11/16	2 29/32	2 1/4
			Perma Rubber (Round tread)	Ball	2.03256.565	2.03208.565	4 11/16	2 29/32	2 1/4
	1 1/4"	225	Perma Rubber (Conductive Flat)	Ball	2.03256.445 COND	2.03208.445 COND	4 11/16	2 29/32	2
			Polyolefin	Delrin	2.03256.53	2.03208.53	4 11/16	2 29/32	1 7/8
				Ball	2.03256.55	2.03208.55	4 11/16	2 29/32	1 7/8
		250	Perma Rubber (Flat tread)	Delrin	2.03256.441	2.03208.441	4 11/16	2 29/32	2
			Perma Rubber (Flat tread)	Ball	2.03256.445	2.03208.445	4 11/16	2 29/32	2
			Polyurethane HI-TECH	Delrin	2.03256.91	2.03208.91	4 11/16	2 29/32	1 7/8
		300	Polyurethane HI-TECH	Ball	2.03256.95	2.03208.95	4 11/16	2 29/32	1 7/8
			Thermo	Plain	2.03256.52 HT	2.03208.52 HT	4 11/16	2 29/32	2 7/8
			Cast Iron	Sleeve	2.03256.12	2.03208.12	4 11/16	2 29/32	3
4"	1 1/4"	250	ThermoTech	Teflon	2.04256.613 H	2.04208.613 H	5 1/8	3 7/32	3
			Perma Rubber (Conductive Flat)	Ball	2.04256.445 COND	2.04208.445 COND	5 1/8	3 7/32	2 1/4
		275	Polyolefin	Delrin	2.04256.53	2.04208.53	5 1/8	3 7/32	2 1/8
			Polyolefin	Ball	2.04256.55	2.04208.55	5 1/8	3 7/32	2 1/8
			Polyurethane HI-TECH	Delrin	2.04256.91	2.04208.91	5 1/8	3 7/32	2 1/8
	300	Polyurethane HI-TECH	Ball	2.04256.95	2.04208.95	5 1/8	3 7/32	2 1/8	
		Perma Rubber (Flat tread)	Delrin	2.04256.441	2.04208.441	5 1/8	3 7/32	2 1/4	
		Perma Rubber (Flat tread)	Ball	2.04256.445	2.04208.445	5 1/8	3 7/32	2 1/4	
	300	Thermo	Plain	2.04256.52 HT	2.04208.52 HT	5 1/8	3 7/32	3 1/8	
		Cast Iron	Sleeve	2.04256.12	2.04208.12	5 1/8	3 7/32	3 3/8	
5"		1 1/4"	250	ThermoTech	Teflon	2.05256.613 H	2.05208.613 H	6 3/16	3 13/16
	Perma Rubber (Conductive Flat)			Ball	2.05256.445 COND	2.05208.445 COND	6 3/16	3 13/16	3
	1 5/16"	250	Perma Rubber (Conductive Round)	Ball	2.05256.565 COND	2.05208.565 COND	6 3/16	3 13/16	3
			Perma Rubber (Round tread)	Delrin	2.05256.561	2.05208.561	6 3/16	3 13/16	3
			Perma Rubber (Round tread)	Ball	2.05256.565	2.05208.565	6 3/16	3 13/16	3
	1 1/4"	300	Polyolefin	Delrin	2.05256.53	2.05208.53	6 3/16	3 13/16	2 1/2
			Polyolefin	Ball	2.05256.55	2.05208.55	6 3/16	3 13/16	2 1/2
			Polyurethane HI-TECH	Delrin	2.05256.91	2.05208.91	6 3/16	3 13/16	2 1/2
			Polyurethane HI-TECH	Ball	2.05256.95	2.05208.95	6 3/16	3 13/16	2 1/2
		325	Cast Iron	Sleeve	2.05256.12	2.05208.12	6 3/16	3 13/16	3 3/4
			Perma Rubber (Flat tread)	Delrin	2.05256.441	2.05208.441	6 3/16	3 13/16	2 3/4
			Perma Rubber (Flat tread)	Ball	2.05256.445	2.05208.445	6 3/16	3 13/16	2 3/4
325	Thermo	Plain	2.05256.52 HT	2.05208.52 HT	6 3/16	3 13/16	3 1/2		

2 SERIES

Standard Features

- Polished 304 grade stainless steel finish handles the most punishing, corrosive conditions
- Double ball raceways for better performance and greater durability
- All component parts, including spanner bushing, axle and nut are stainless steel
- Designed to perform in the most hostile environments
- If rust is a problem...Colson stainless steel is the solution

Stainless Steel Top Plate Swivel & Rigid



Performance Options

Caster Brakes

Total Lock*

Locks wheel and swivel. Available on all swivel models. (Specify **BRK4**).

*3" to 3 1/2" diameter models swivel radius is 4 1/8".

Direction Lock*


Locks swivel only. Available on all swivel models. (See note under chart to order).

Fork Option

NSF Listed (See page 3) All models except thread guards and cast iron wheels. (Specify **FSI**).



Wheel Selection



2 SERIES • Stainless Steel Top Plate Swivel & Rigid • Capacity up to 325 lbs

Wheel Dia.	Tread Width	Capacity Each (Pounds)	Wheel Descriptions	Wheel Bearing	Swivel Top Plate Caster Models	Rigid Top Plate Caster Models	Load Height	Swivel Radius	Weight (Pounds)
3"	1 1/4"	150	Rubber Hi-Tech	Plain	2.33446.42	2.33448.42	4 3/8"	3 1/8"	15/8
		200	Polyolefin	Delrin	2.33446.544	2.33448.544	4 3/8"	3 1/8"	15/8
			Polyurethane HI-TECH	Plain	2.33446.944	2.33448.944	4 3/8"	3 1/8"	15/8
3 1/2"	1 1/4"	250	Polyolefin	Delrin	2.03446.544	2.03448.544	4 15/16"	3 3/8"	15/8
			Polyurethane HI-TECH	Delrin	2.03446.944	2.03448.944	4 15/16"	3 3/8"	15/8
		Performa Rubber (Flat Tread)	Delrin	2.03446.444	2.03448.444	4 15/16"	3 3/8"	13/4	
		Thermo	Plain	2.03446.52HT	2.03448.52HT	4 15/16"	3 3/8"	15/8	
	1 5/16"	210	Performa Rubber (Round Grey Tread)	Delrin	2.03446.564	2.03448.564	4 15/16"	3 3/8"	13/4
4"	1 1/4"	250	ThermoTech®	Teflon	2.04446.613H	2.04448.613H	5 1/8"	3 5/16"	2
			Polyolefin	Delrin	2.04446.544	2.04448.544	5 1/8"	3 5/16"	2 1/4
		275	Polyurethane HI-TECH	Delrin	2.04446.944	2.04448.944	5 1/8"	3 5/16"	13/4
			Performa Rubber (Flat Tread)	Delrin	2.04446.444	2.04448.444	5 1/8"	3 5/16"	17/8
		300	Thermo	Plain	2.04446.52HT	2.04448.52HT	5 1/8"	3 5/16"	2
5"	1 1/4"	250	ThermoTech®	Teflon	2.05446.613H	2.05448.613H	6 3/16"	4 1/16"	2 1/8
			Polyolefin	Delrin	2.05446.544	2.05448.544	6 3/16"	4 1/16"	23/8
		300	Polyurethane HI-TECH	Delrin	2.05446.944	2.05448.944	6 3/16"	4 1/16"	2 1/8
			Performa Rubber (Flat Tread)	Delrin	2.05446.444	2.05448.444	6 3/16"	4 1/16"	2 1/8
	325	Thermo	Plain	2.05446.52HT	2.05448.52HT	6 3/16"	4 1/16"	23/8	
250		Performa Rubber (Round Grey Tread)	Delrin	2.05446.564	2.05448.564	6 3/16"	4 1/16"	2 1/4	

Directional Lock: For directional lock caster change fourth digit to "1" (Example: 2.05146.544).

Hollow King Pin: For hollow king pin caster change sixth digit to "0" (Example: 2.05440.544).

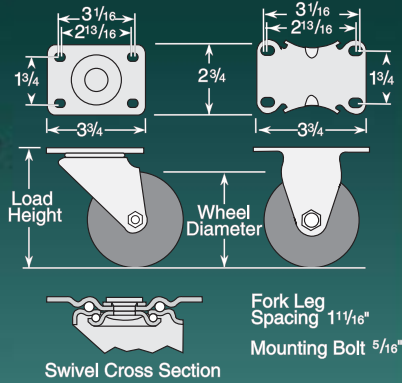
Consult factory for 6" sizes.

2 colson SERIES

Capacity up to 325 lbs each

www.colsoncaster.com

LoPro Top Plate Swivel & Rigid



Standard Features

- Zinc plated finish is attractive and durable
- Heat treated full double ball hardened raceways
- Low profile design offers low load height and quick swivel response.
- Ideal for business machines, stock picking carts, warehouse dollies and housekeeping carts
- Thread guards standard on all models, but are not available with 3" brake option

Performance Options

Caster Brake

Side Lock (See page 13)

Easy to engage and disengage with a touch of the pedal (3" models only).

To order specify "BRK3".

Wheel Selection



CUSHION RUBBER

HARD RUBBER

2 SERIES · LoPro Top Plate Swivel & Rigid · Capacity up to 325 lbs

Wheel Dia.	Tread Width	Capacity Each (Pounds)	Wheel Descriptions	Wheel Bearing	Swivel Top Plate Caster Models	Rigid Top Plate Caster Models	Load Height	Swivel Radius	Weight (Pounds)
2 1/2"	1 1/8"	120	Cushion Rubber	Nylon*	2.02689.44	2.02688.44	3 5/16	2 3/8	1
		175	Hard Rubber	Nylon*	2.02689.54	2.02688.54	3 5/16	2 3/8	1
3"	1 1/4"	125	Cushion Rubber	Nylon*	2.03689.44	2.03688.44	3 13/16	2 11/16	1 1/2
		210	Hard Rubber	Nylon*	2.03689.54	2.03688.54	3 13/16	2 11/16	1 1/2

*Nylon bearing with powdered metal bushing.

2 SERIES

3 colson SERIES

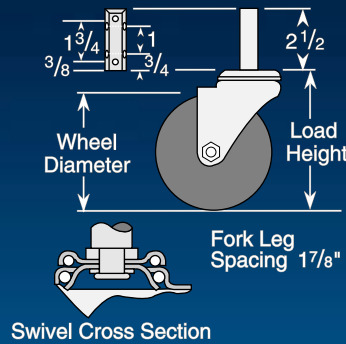
Capacity up to 400 lbs each

www.colsoncaster.com

Standard Features

- Zinc plated finish is attractive and durable
- Full double ball hardened raceways for better performance and greater durability
- 3/8" hollow axle with lock nut
- Permanent rivet king pin construction
- Reinforcing washer on upper & lower raceway
- Grease holes: wheel bearing
- "Colson 45" multi-temp grease lubricates in extreme hot and cold temperatures

Round Square Stem



Standard Mounting: MTG31

Square Stem

Four 17/64" diameter mounting holes are drilled in square stem, two per side. 2 1/2" long x 7/8" square.

Performance Options

Mounting Options

Round Stem – Select size and specify by code number when ordering.

MTG7: 2 1/2" long x 3/4" diameter

MTG9: 2 1/2" long x 7/8" diameter

MTG11: 2 1/2" long x 1" diameter

Fork/Wheel Options

NSF Listed (See page 3)

All models except thread guards and cast iron wheels (Specify **FSI**).

Dust Cap (See page 16) – Specify **DC1**.

Thread Guards (See page 16) – Available on many models. (Specify **TG1** for metal **TG2** for plastic).

Lube Options:	Fork	Wheel
No Grease	GRF1	GRW1
Double Grease	GRF2	GRW2
300° Continuous	GRF3	GRW3
500° Continuous	Consult Factory	



Caster Brake

Tread Lock (See page 13)
Available on all swivel models. Field installable (Specify **BRK1**).

Axle/Nut Options:

AX1 Zerk Axle **NT1** Thick lock nut
AX2 Solid Axle **NT2** Thin lock nut

Wheel Selection



PERFORMA
FLAT TREAD



PERFORMA CONDUCTIVE/
DISSIPATIVE



POLYOLEFIN



POLYURETHANE
HI-TECH



PHENOLIC



CAST IRON



MAXIM

3 SERIES · Round & Square Stem · Capacity up to 400 lbs

Wheel Dia.	Tread Width	Capacity Each (Pounds)	Wheel Descriptions	Wheel Bearing	Specify Mounting Code From Previous Page	Load Height	Swivel Radius	Weight (Pounds)
3"	1 1/2"	250	Performa Rubber (Flat/Grey)	Delrin	3.00314.441	4 ⁵ / ₁₆	3 1/8	2 1/2
			Performa Rubber (Flat/Grey)	Roller	3.00314.449	4 ⁵ / ₁₆	3 1/8	2 1/2
		300	Polyolefin	Delrin	3.00314.801	4 ⁵ / ₁₆	3 1/8	2 1/2
			Polyolefin	Roller	3.00314.809	4 ⁵ / ₁₆	3 1/8	2 1/2
			Polyurethane HI-TECH	Delrin	3.00314.901	4 ⁵ / ₁₆	3 1/8	2 1/2
			Polyurethane HI-TECH	Roller	3.00314.909	4 ⁵ / ₁₆	3 1/8	2 1/2
		400	Phenolic	Delrin	3.00314.301	4 ⁵ / ₁₆	3 1/8	2 1/4
			Phenolic	Ball	3.00314.305	4 ⁵ / ₁₆	3 1/8	2 1/4
			Phenolic	Roller	3.00314.309	4 ⁵ / ₁₆	3 1/8	2 1/2
			Cast Iron	Delrin	3.00314.101	4 ⁵ / ₁₆	3 1/8	3 3/4
		Cast Iron	Roller	3.00314.109	4 ⁵ / ₁₆	3 1/8	3 3/4	
		4"	1 1/2"	255	Performa Rubber (Conductive Flat)	Roller	3.00414.449 COND	5 ³ / ₁₆
325	Performa Rubber (Flat/Grey)			Delrin	3.00414.441	5 ³ / ₁₆	3 ⁵ / ₈	2 ² / ₃
	Performa Rubber (Flat/Grey)			Roller	3.00414.449	5 ³ / ₁₆	3 ⁵ / ₈	2 ² / ₃
375	Polyolefin			Delrin	3.00414.801	5 ³ / ₁₆	3 ⁵ / ₈	2 1/4
	Polyolefin			Roller	3.00414.809	5 ³ / ₁₆	3 ⁵ / ₈	2 1/4
400	Maxim			Delrin	3.00414.501	5 ³ / ₁₆	3 ⁵ / ₈	2 ³ / ₄
	Maxim			Bronze	3.00414.504	5 ³ / ₁₆	3 ⁵ / ₈	2 ³ / ₄
	Maxim			Roller	3.00414.509	5 ³ / ₁₆	3 ⁵ / ₈	2 ³ / ₄
	Polyurethane HI-TECH			Delrin	3.00414.901	5 ³ / ₁₆	3 ⁵ / ₈	2 ³ / ₄
	Polyurethane HI-TECH			Roller	3.00414.909	5 ³ / ₁₆	3 ⁵ / ₈	2 ³ / ₄
	Phenolic			Delrin	3.00414.301	5 ³ / ₁₆	3 ⁵ / ₈	2 1/2
	Phenolic			Ball	3.00414.305	5 ³ / ₁₆	3 ⁵ / ₈	2 1/2
	Phenolic			Roller	3.00414.309	5 ³ / ₁₆	3 ⁵ / ₈	2 ³ / ₄
Cast Iron	Delrin			3.00414.101	5 ³ / ₁₆	3 ⁵ / ₈	4	
Cast Iron	Roller	3.00414.109	5 ³ / ₁₆	3 ⁵ / ₈	4			
5"	1 1/2"	280	Performa Rubber (Conductive Flat)	Roller	3.00514.449 COND	6 ³ / ₁₆	3 ⁷ / ₈	3
		350	Performa Rubber (Flat/Grey)	Delrin	3.00514.441	6 ³ / ₁₆	3 ⁷ / ₈	3
			Performa Rubber (Flat/Grey)	Roller	3.00514.449	6 ³ / ₁₆	3 ⁷ / ₈	3
		400	Polyolefin	Delrin	3.00514.801	6 ³ / ₁₆	3 ⁷ / ₈	2 1/2
			Polyolefin	Roller	3.00514.809	6 ³ / ₁₆	3 ⁷ / ₈	2 1/2
			Polyurethane HI-TECH	Delrin	3.00514.901	6 ³ / ₁₆	3 ⁷ / ₈	3
			Polyurethane HI-TECH	Roller	3.00514.909	6 ³ / ₁₆	3 ⁷ / ₈	3
			Phenolic	Delrin	3.00514.301	6 ³ / ₁₆	3 ⁷ / ₈	2 1/2
			Phenolic	Ball	3.00514.305	6 ³ / ₁₆	3 ⁷ / ₈	2 1/2
			Phenolic	Roller	3.00514.309	6 ³ / ₁₆	3 ⁷ / ₈	2 ³ / ₄
			Cast Iron	Delrin	3.00514.101	6 ³ / ₁₆	3 ⁷ / ₈	4 1/2
		Cast Iron	Roller	3.00514.109	6 ³ / ₁₆	3 ⁷ / ₈	4 1/2	
6"	1 1/2"	300	Performa Rubber (Conductive Flat)	Roller	3.00614.449 COND	7 ³ / ₁₆	4 ⁵ / ₈	4
		375	Performa Rubber (Flat/Grey)	Delrin	3.00614.441	7 ³ / ₁₆	4 ⁵ / ₈	4
			Performa Rubber (Flat/Grey)	Roller	3.00614.449	7 ³ / ₁₆	4 ⁵ / ₈	4
		400	Polyolefin	Delrin	3.00614.801	7 ³ / ₁₆	4 ⁵ / ₈	2 1/2
			Polyolefin	Roller	3.00614.809	7 ³ / ₁₆	4 ⁵ / ₈	2 1/2
			Polyurethane HI-TECH	Delrin	3.00614.901	7 ³ / ₁₆	4 ⁵ / ₈	3 1/2
			Polyurethane HI-TECH	Roller	3.00614.909	7 ³ / ₁₆	4 ⁵ / ₈	3 1/2
			Phenolic	Delrin	3.00614.301	7 ³ / ₁₆	4 ⁵ / ₈	3 1/4
			Phenolic	Ball	3.00614.305	7 ³ / ₁₆	4 ⁵ / ₈	3 1/4
			Phenolic	Roller	3.00614.309	7 ³ / ₁₆	4 ⁵ / ₈	3 1/2
			Cast Iron	Delrin	3.00614.101	7 ³ / ₁₆	4 ⁵ / ₈	5 ³ / ₄
		Cast Iron	Roller	3.00614.109	7 ³ / ₁₆	4 ⁵ / ₈	5 ³ / ₄	

Roller Bearing Options: Metal cage roller bearing (Specify **WB29**).

3 SERIES

3 colson SERIES

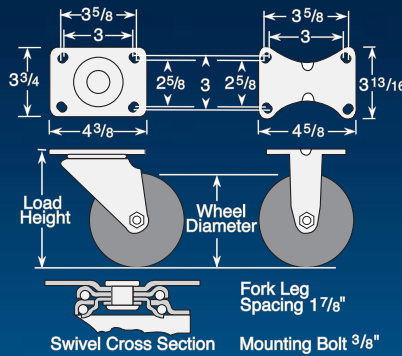
Capacity up to 400 lbs each

www.colsoncaster.com

Standard Features

- Zinc plated finish is attractive and durable
- Full double ball hardened raceways for better performance and greater durability
- 3/8" hollow axle with lock nut
- Permanent rivet king pin construction
- Reinforcing washer on lower raceway on swivel models
- .164 steel top plate
- Grease holes: wheel bearing
- "Colson 45" multi-temp grease lubricates in extreme hot and cold temperatures

Top Plate Swivel & Rigid



Performance Options

Caster Brake

Tread Lock (See page 13) Available on all swivel models. Field installable (Specify **BRK1**).

Fork/Wheel Options

Dust Cap (See page 16) – Specify **DC1**.

NSF Listed (See page 3) – All models except thread guards and cast iron wheels (Specify **FSI**).

Thread Guards (See page 16) – Available on many models. (Specify **TG1** for metal **TG2** for plastic).

Lube Options:

No Grease	GRF1	GRW1
Double Grease	GRF2	GRW2
300° Continuous	GRF3	GRW3
500° Continuous	Consult Factory	

Axle/Nut Options:

AX1 Zerk Axle	NT1 Thick lock nut
AX2 Solid Axle	NT2 Thin lock nut



Wheel Selection



PERFORMA
FLAT TREAD



PERFORMA CONDUCTIVE/
DISSIPATIVE



POLYOLEFIN



POLYURETHANE
HI-TECH



PHENOLIC



CAST IRON



MAXIM

3 SERIES · Top Plate Swivel & Rigid · Capacity up to 400 lbs

Wheel Dia.	Tread Width	Capacity Each (Pounds)	Wheel Descriptions	Wheel Bearing	Swivel Top Plate Caster Models	Rigid Top Plate Caster Models	Load Height	Swivel Radius	Weight (Pounds)
3"	1 1/2"	250	Perma Rubber (Flat/Grey)	Delrin	3.00317.441	3.00308.441	4 1/2	3 1/8	3
			Perma Rubber (Flat/Grey)	Roller	3.00317.449	3.00308.449	4 1/2	3 1/8	3
		300	Polyolefin	Delrin	3.00317.801	3.00308.801	4 1/2	3 1/8	2 3/4
			Polyolefin	Roller	3.00317.809	3.00308.809	4 1/2	3 1/8	2 3/4
			Polyurethane HI-TECH	Delrin	3.00317.901	3.00308.901	4 1/2	3 1/8	3
			Polyurethane HI-TECH	Roller	3.00317.909	3.00308.909	4 1/2	3 1/8	3
		400	Phenolic	Delrin	3.00317.301	3.00308.301	4 1/2	3 1/8	2 3/4
			Phenolic	Ball	3.00317.305	3.00308.305	4 1/2	3 1/8	2 3/4
			Phenolic	Roller	3.00317.309	3.00308.309	4 1/2	3 1/8	2 3/4
			Cast Iron	Delrin	3.00317.101	3.00308.101	4 1/2	3 1/8	4 1/4
			Cast Iron	Roller	3.00317.109	3.00308.109	4 1/2	3 1/8	4 1/4
4"	1 1/2"	255	Perma Rubber (Conductive Flat)	Roller	3.00417.449 COND	3.00408.449 COND	5 3/8	3 5/8	3 1/2
			Perma Rubber (Flat/Grey)	Delrin	3.00417.441	3.00408.441	5 3/8	3 5/8	3 1/2
		325	Perma Rubber (Flat/Grey)	Roller	3.00417.449	3.00408.449	5 3/8	3 5/8	3 1/2
		375	Polyolefin	Delrin	3.00417.801	3.00408.801	5 3/8	3 5/8	3
			Polyolefin	Roller	3.00417.809	3.00408.809	5 3/8	3 5/8	3
		400	Maxim	Delrin	3.00417.501	3.00408.501	5 3/8	3 5/8	3 1/4
			Maxim	Bronze	3.00417.504	3.00408.504	5 3/8	3 5/8	3 1/4
			Maxim	Roller	3.00417.509	3.00408.501	5 3/8	3 5/8	3 1/4
			Polyurethane HI-TECH	Delrin	3.00417.901	3.00408.901	5 3/8	3 5/8	3 1/4
			Polyurethane HI-TECH	Roller	3.00417.909	3.00408.909	5 3/8	3 5/8	3 1/4
			Phenolic	Delrin	3.00417.301	3.00408.301	5 3/8	3 5/8	3 1/2
			Phenolic	Ball	3.00417.305	3.00408.305	5 3/8	3 5/8	3 1/2
			Phenolic	Roller	3.00417.309	3.00408.309	5 3/8	3 5/8	3 1/4
		Cast Iron	Delrin	3.00417.101	3.00408.101	5 3/8	3 5/8	4 1/2	
			Roller	3.00417.109	3.00408.109	5 3/8	3 5/8	4 1/2	
5"	1 1/2"	280	Perma Rubber (Conductive Flat)	Roller	3.00517.449 COND	3.00508.449 COND	6 3/8	4 1/8	3 1/2
			Perma Rubber (Flat/Grey)	Delrin	3.00517.441	3.00508.441	6 3/8	4 1/8	3 1/2
		350	Perma Rubber (Flat/Grey)	Roller	3.00517.449	3.00508.449	6 3/8	4 1/8	3 1/2
		400	Polyolefin	Delrin	3.00517.801	3.00508.801	6 3/8	4 1/8	2 3/4
			Polyolefin	Roller	3.00517.809	3.00508.809	6 3/8	4 1/8	2 3/4
			Polyurethane HI-TECH	Delrin	3.00517.901	3.00508.901	6 3/8	4 1/8	3 1/2
			Polyurethane HI-TECH	Roller	3.00517.909	3.00508.909	6 3/8	4 1/8	3 1/2
			Phenolic	Delrin	3.00517.301	3.00508.301	6 3/8	4 1/8	3
			Phenolic	Ball	3.00517.305	3.00508.305	6 3/8	4 1/8	3
			Phenolic	Roller	3.00517.309	3.00508.309	6 3/8	4 1/8	3 1/4
			Cast Iron	Delrin	3.00517.101	3.00508.101	6 3/8	4 1/8	5
Cast Iron	Roller	3.00517.109	3.00508.109	6 3/8	4 1/8	5			
6"	1 1/2"	300	Perma Rubber (Conductive Flat)	Roller	3.00617.449 COND	3.00608.449 COND	7 3/8	4 5/8	3 3/4
			Perma Rubber (Flat/Grey)	Delrin	3.00617.441	3.00608.441	7 3/8	4 5/8	3 3/4
		375	Perma Rubber (Flat/Grey)	Roller	3.00617.449	3.00608.449	7 3/8	4 5/8	3 3/4
		400	Polyolefin	Delrin	3.00617.801	3.00608.801	7 3/8	4 5/8	3
			Polyolefin	Roller	3.00617.809	3.00608.809	7 3/8	4 5/8	3
			Polyurethane HI-TECH	Delrin	3.00617.901	3.00608.901	7 3/8	4 5/8	3 3/4
			Polyurethane HI-TECH	Roller	3.00617.909	3.00608.909	7 3/8	4 5/8	3 3/4
			Phenolic	Delrin	3.00617.301	3.00608.301	7 3/8	4 5/8	3 1/2
			Phenolic	Ball	3.00617.305	3.00608.305	7 3/8	4 5/8	3 1/2
			Phenolic	Roller	3.00617.309	3.00608.309	7 3/8	4 5/8	3 3/4
			Cast Iron	Delrin	3.00617.101	3.00608.101	7 3/8	4 5/8	6
Cast Iron	Roller	3.00617.109	3.00608.109	7 3/8	4 5/8	6			

Roller Bearing Options: Metal cage roller bearing (Specify WB29).

3 SERIES

4 colson SERIES

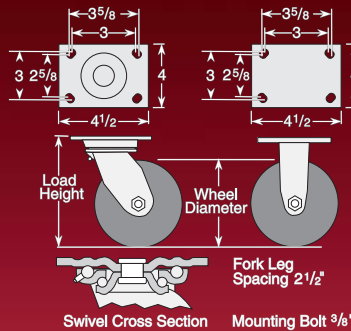
Capacity up to 800 lbs each

www.colsoncaster.com

Standard Features

- Attractive zinc plated finish
- Full double ball hardened raceways
- 1/2" hollow axle with grease zerck and lock nut
- Plastic seal/retainer washer (roller bearing models)
- 1/4" steel top plate for durability
- Permanent rivet king pin with 5/8" diameter rivet
- Grease fittings: wheel bearing and swivel raceway
- "Colson 45" multi-temp grease lubricates in extreme hot and cold temperatures

Top Plate Swivel & Rigid



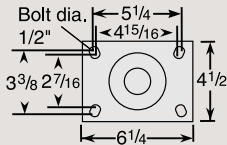
All 4 Series swivel forks are notched to accommodate four position swivel locks.

Tech Lock® Brake Available!

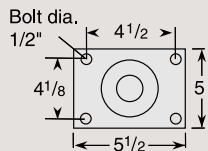


Optional Top Plates

#2 Top Plate (Specify MTG2).



#4 Top Plate (Specify MTG4).



Performance Options

Caster Brake

Tech Lock® (See page 14)
Available on all swivel casters except 3" diameter and swivel lock models. Rigid 6" model available! (Specify **BRK2**).

Tread Lock (See page 14)
Available on all swivel casters except 3" diameter models (Specify **BRK1**).

Total Lock (See page 14)
Available on 4", 5", 6" & 8" swivel models (Specify **BRK4**).

Top Lock (See page 13)
Available on 4", 5", 6" & 8" swivel models (Specify **BRK7**).

Fork/Wheel Options

New Foot Activated Swivel Lock
(See page 15).

Hand Activated Swivel Lock (See page 15).

DirtBan Swivel Seal (See page 16)
Not available on swivel lock models (Specify **SEAL**).

NSF Listed (See page 3)
All models except thread guards and cast iron wheels (Specify **FSI**).

Thread Guards (See page 16)
Available on many models (Specify **TG1** for metal **TG2** for plastic).

Axle/Nut Options: **AX2** Solid Axle
NT1 Thick lock nut

Lube Options:

No Grease	GRF1	Wheel	GRW1
Double Grease	GRF2		GRW2
300° Continuous	GRF3		GRW3
500° Continuous	Consult Factory		



Wheel Selection



PERFORMA
FLAT/GREY



PERFORMA
CONDUCTIVE



POLYOLEFIN



MAXIM



THERMO



POLYURETHANE
HI-TECH



PHENOLIC



CAST IRON

4 SERIES · Top Plate Swivel & Rigid · Capacity up to 800 lbs

Wheel Dia.	Tread Width	Capacity Each (Pounds)	Wheel Descriptions	Swivel Top Plate Roller Bearing Caster Models	Rigid Top Plate Roller Bearing Caster Models	Optional Bearings (Order information below chart)	Load Height	Swivel Radius	Weight lbs (Rigid Deduct 1 lb)
3"	1 1/2"	225	Performa Rubber (Conductive Flat)	4.03109.449 COND	4.03108.449 COND	–	5 1/8	3 1/16	3 1/4
		250	Performa Rubber (Flat Grey)	4.03109.449	4.03108.449	Delrin	5 1/8	3 1/16	3 1/4
		300	Polyolefin	4.03109.819	4.03108.819	Delrin, Plain	5 1/8	3 1/16	3 3/4
			Polyurethane HI-TECH	4.03109.919	4.03108.919	Delrin	5 1/8	3 1/16	3 1/4
		425	Cast Iron	4.03109.119	4.03108.119	Delrin	5 1/8	3 1/16	5
		600	Phenolic	4.03109.319	4.03108.319	Delrin, Ball	5 1/8	3 1/16	3 3/4
Thermo	4.03109.819 HT		4.03108.819 HT	Plain	5 1/8	3 1/16	4 3/4		
4"	1 1/2"	255	Performa Rubber (Conductive Flat)	4.04109.449 COND	4.04108.449 COND	–	5 5/8	3 9/16	3 3/4
		325	Performa Rubber (Flat Grey)	4.04109.449	4.04108.449	Delrin	5 5/8	3 9/16	3 3/4
		375	Polyolefin	4.04109.819	4.04108.819	Delrin, Plain	5 5/8	3 9/16	4
		400	Polyurethane HI-TECH	4.04109.919	4.04108.919	Delrin	5 5/8	3 9/16	3 1/2
		500	Cast Iron	4.04109.119	4.04108.119	Delrin	5 5/8	3 9/16	5 1/4
			Phenolic	4.04109.319	4.04108.319	Delrin, Ball	5 5/8	3 9/16	3 3/4
		600	Maxim	4.04109.519	4.04108.519	Delrin, Bronze	5 5/8	3 9/16	3 3/4
			Thermo	4.04109.819 HT	4.04108.819 HT	Plain	5 5/8	3 9/16	4 3/4
5"	1 1/2"	280	Performa Rubber (Conductive Flat)	4.05109.449 COND	4.05108.449 COND	–	6 1/2	4 1/4	4 1/8
		350	Performa Rubber (Flat Grey)	4.05109.449	4.05108.449	Delrin	6 1/2	4 1/4	4 1/8
		450	Polyolefin	4.05109.819	4.05108.819	Delrin, Plain	6 1/2	4 1/4	4 1/8
		500	Polyurethane HI-TECH	4.05109.919	4.05108.919	Delrin	6 1/2	4 1/4	4 1/8
			Cast Iron	4.05109.119	4.05108.119	Delrin	6 1/2	4 1/4	5 1/2
		600	Phenolic	4.05109.319	4.05108.319	Delrin, Ball	6 1/2	4 1/4	3 3/4
			Thermo	4.05109.819 HT	4.05108.819 HT	Plain	6 1/2	4 1/4	4 3/4
6"	1 1/2"	300	Performa Rubber (Conductive Flat)	4.06109.449 COND	4.06108.449 COND	–	7 1/2	5	5
		375	Performa Rubber (Flat Grey)	4.06109.449	4.06108.449	Delrin	7 1/2	5	5
		500	Polyolefin	4.06109.819	4.06108.819	Delrin, Plain	7 1/2	5	4 1/8
			Polyurethane HI-TECH	4.06109.919	4.06108.919	Delrin	7 1/2	5	5
		600	Cast Iron	4.06109.119	4.06108.119	Delrin	7 1/2	5	6 1/2
		800	Phenolic	4.06109.319	4.06108.319	Delrin, Ball	7 1/2	5	4 1/4
8"	1 1/2"	350	Performa Rubber (Conductive Flat)	4.08199.449 COND	4.08198.449 COND	–	9 1/2	6 1/2	5 3/4
		500	Performa Rubber (Flat Grey)	4.08199.449	4.08198.449	Delrin	9 1/2	6 1/2	5 3/4
		600	Polyolefin	4.08199.819	4.08198.819	Delrin, Plain	9 1/2	6 1/2	4 1/2
		800	Polyurethane HI-TECH	4.08199.919	4.08198.919	Delrin	9 1/2	6 1/2	5 3/4

Roller Bearing Options: Metal cage roller bearing (Specify **WB29**).

Roller Bearing Washer Options: Metal thrust & retainer washers (Specify **WSR1**). Sintered iron step washers (Specify **WSR2**). Sealed metal retainer washer (Specify **WSR3**).

Delrin Bearing Options: For standard two-piece bearing change ninth digit to "1" (Example: 4.06109.911).

Ball Bearing Options: To order change ninth digit in model number to "5" (Example: 4.06109.315).

Bronze Bearing Options: To order change ninth digit in model number to "4" (Example: 4.06109.534).

Plain Bearing Options: To order change ninth digit in model number to "2" (Example: 4.06109.812).

4 SERIES

4 colson SERIES

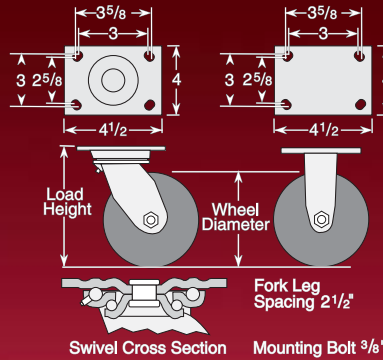
Capacity up to 1250 lbs each

www.colsoncaster.com

Standard Features

- Attractive zinc plated finish
- Full double ball hardened raceways
- 1/2" hollow axle with grease zerker and lock nut
- Plastic seal/retainer washer (roller bearing models)
- 1/4" steel top plate for durability
- Permanent rivet king pin with 5/8" diameter rivet
- Grease fittings: wheel bearing and swivel raceway
- "Colson 45" multi-temp grease lubricates in extreme hot and cold temperatures

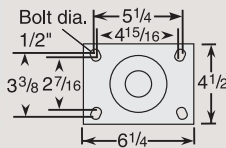
Top Plate Swivel & Rigid



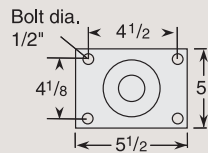
Performance Options

Optional Top Plates

#2 Top Plate (Specify MTG2).



#4 Top Plate (Specify MTG4).



All 4 Series swivel forks are notched to accommodate four position swivel locks.

Tech Lock® Brake Available!



Caster Brake

Tech Lock® (See page 14)
Available on all swivel casters except 3 1/4" diameter, V-Groove and Swivel Lock models. 6" Rigid model available! (Specify **BRK2**).

Tread Lock (See page 14)
Available on all swivel casters except 3 1/4" diameter and V-Groove models (Specify **BRK1**).

Side Lock (See page 13)
Available on swivel roller bearing and one piece Delrin models except 3 1/4" diameter (Specify **BRK3**).

Total Lock (See page 14)
Available on 4", 5", 6" & 8" swivel models except V-Groove (Specify **BRK4**).

Top Lock (See page 13)
Available on 4", 5", 6" & 8" swivel models except V-Groove (Specify **BRK7**).

Fork/Wheel Options

Foot Activated Swivel Lock (See page 15).

Hand Activated Swivel Lock (See page 15).

DirtBan Swivel Seal (See page 16)
Not available on swivel lock models (Specify **SEAL**).

NSF Listed (See page 3)
All models except swivel lock, thread guards, forged steel and cast iron core wheels (Specify **FSI**).



Thread Guards (See page 16) – Available on many models (Specify **TG1** for metal **TG2** for plastic).

Load Height Option – 6" dia. models with 7 1/4" load height. Only Side Lock brakes. (Specify **LH7.25**).

Axle/Nut Options:
AX2 Solid Axle
NT1 Thick lock nut

Lube Options:
No Grease
Double Grease
300° Continuous
500° Continuous

Fork	Wheel
GRF1	GRW1
GRF2	GRW2
GRF3	GRW3

Consult Factory

Wheel Selection



4 SERIES • Top Plate Swivel & Rigid • Capacity up to 1250 lbs

Wheel Dia.	Tread Width	Capacity Each (Pounds)	Wheel Descriptions	Swivel Top Plate Roller Bearing Caster Models	Rigid Top Plate Roller Bearing Caster Models	Optional Bearings (Order information below chart)	Load Height	Swivel Radius	Weight lbs (Rigid Deduct 1.5 lbs)
3 1/4"	2"	700	Phenolic	4.03109.339	4.03108.339	Delrin	5 1/4	3 3/16	4 3/4
			Maxim	4.03109.539	4.03108.539	Delrin, Bronze	5 1/4	3 3/16	4 3/4
4"	2"	300	Performa Rubber (Flat/Conductive)	4.04109.459 COND	4.04108.459 COND	Ball	5 5/8	3 9/16	5 3/4
			Performa Rubber (Flat/Black)	4.04109.459.2	4.04108.459.2	Delrin, Ball, Prec. Ball	5 5/8	3 9/16	5 3/4
		400	Performa Rubber (Flat/Grey)	4.04109.459	4.04108.459	Delrin, Ball, Prec. Ball	5 5/8	3 9/16	5 3/4
			Moldon Rubber (Cast iron core)	4.04109.649.7	4.04108.649.7	Delrin	5 5/8	3 9/16	7 1/4
			Trans-forma™ (Flat/Grey)	4.04109.4E9	4.04108.4E9	Delrin, Ball	5 5/8	3 9/16	5 3/4
			Polyolefin	4.04109.839	4.04108.839	Delrin, Plain	5 5/8	3 9/16	4 1/2
		600	Polyurethane HI-TECH	4.04109.929	4.04108.929	Delrin	5 5/8	3 9/16	4 3/4
			Moldon Polyurethane (Aluminum core)	4.04109.939	4.04108.939	Delrin	5 5/8	3 9/16	5 1/4
		700	Moldon Polyurethane (Cast iron core)	4.04109.949.7	4.04108.949.7	Delrin	5 5/8	3 9/16	7 1/4
			Maxim	4.04109.539	4.04108.539	Delrin, Bronze	5 5/8	3 9/16	4 1/8
		800	Phenolic	4.04109.339	4.04108.339	Delrin	5 5/8	3 9/16	5 3/4
			Thermo	4.04109.839 HT	4.04108.839 HT	Plain	5 5/8	3 9/16	6 3/4
			V-Groove	4.04109.739	4.04108.739	Delrin	5 5/8	3 9/16	8 1/8
			Endura Solid Elastomer	4.04109.839 EN	4.04108.839 EN	Delrin, Prec. Ball	5 5/8	3 9/16	5 3/4
		1000	Cast Iron	4.04109.139	4.04108.139	Delrin	5 5/8	3 9/16	7 7/8
			325	Performa Rubber (Flat/Conductive)	4.05109.459 COND	4.05108.459 COND	Ball	6 1/2	4 1/4
5"	2"	400	Moldon Rubber (Cast iron core)	4.05109.649.7	4.05108.649.7	Delrin	6 1/2	4 1/4	8 1/8
			Performa Rubber (Flat/Black)	4.05109.459.2	4.05108.459.2	Delrin, Ball, Prec. Ball	6 1/2	4 1/4	6 1/8
		500	Performa Rubber (Flat/Grey)	4.05109.459	4.05108.459	Delrin, Ball, Prec. Ball	6 1/2	4 1/4	6 1/8
			Trans-forma™ (Flat/Grey)	4.05109.4E9	4.05108.4E9	Delrin, Ball	6 1/2	4 1/4	6 1/8
		650	Polyolefin	4.05109.839	4.05108.839	Delrin, Plain	6 1/2	4 1/4	4 7/8
			Polyurethane HI-TECH	4.05109.929	4.05108.929	Delrin	6 1/2	4 1/4	4 3/4
		1000	Maxim	4.05109.539	4.05108.539	Delrin, Bronze	6 1/2	4 1/4	4 1/2
			Endura Solid Elastomer	4.05109.839 EN	4.05108.839 EN	Delrin, Prec. Ball	6 1/2	4 1/4	5 3/4
			Moldon Polyurethane (Aluminum core)	4.05109.939	4.05108.939	Delrin	6 1/2	4 1/4	6 1/8
			Moldon Polyurethane (Cast iron core)	4.05109.949.7	4.05108.949.7	Delrin	6 1/2	4 1/4	8 1/8
			Moldon Nylon	4.05109.939.3	4.05108.939.3	Delrin	6 1/2	4 1/4	9 1/4
			Phenolic	4.05109.339	4.05108.339	Delrin	6 1/2	4 1/4	5 3/4
			Thermo	4.05109.839 HT	4.05108.839 HT	Plain	6 1/2	4 1/4	6 3/4
			Cast Iron	4.05109.139	4.05108.139	Delrin	6 1/2	4 1/4	8 7/8
		1250	Forged Steel	4.05109.239	4.05108.239	Delrin	6 1/2	4 1/4	9 1/4
			410	Performa Rubber (Flat/Conductive)	4.06109.459 COND	4.06108.459 COND	Ball	7 1/2	5
Performa Rubber (Round/Conductive)	4.06109.559 COND	4.06108.559 COND		Ball	7 1/2	5	6 1/8		
6"	2"	450	Performa Rubber (Round/Grey)	4.06109.559	4.06108.559	Delrin, Ball	7 1/2	5	6 1/8
			Trans-forma™ (Round/Grey)	4.06109.5E9	4.06108.5E9	Delrin, Ball, Prec. Ball	7 1/2	5	6 1/8
		600	Moldon Rubber (Cast iron core)	4.06109.649.7	4.06108.649.7	Delrin	7 1/2	5	10 1/2
			Performa Rubber (Flat/Black)	4.06109.459.2	4.06108.459.2	Delrin, Ball, Prec. Ball	7 1/2	5	6 1/8
		700	Performa Rubber (Flat/Grey)	4.06109.459	4.06108.459	Delrin, Ball, Prec. Ball	7 1/2	5	6 1/8
			Trans-forma™ (Flat/Grey)	4.06109.4E9	4.06108.4E9	Delrin, Ball	7 1/2	5	6 1/8
		900	Polyolefin	4.06109.839	4.06108.839	Delrin, Plain	7 1/2	5	5 1/2
			Polyurethane HI-TECH	4.06109.929	4.06108.929	Delrin	7 1/2	5	5
		1100	Triumph (Round)*	4.06109.96TF	4.06108.96TF	Prec. Ball	7 1/2	5	7 1/2
			Endura Solid Elastomer	4.06109.839 EN	4.06108.839 EN	Delrin, Prec. Ball	7 1/2	5	7
		1200	Maxim	4.06109.539	4.06108.539	Delrin, Bronze	7 1/2	5	4 3/4
			Moldon Polyurethane (Aluminum core)	4.06109.939	4.06108.939	Delrin	7 1/2	5	7 1/2
			Moldon Polyurethane (Cast iron core)	4.06109.949.7	4.06108.949.7	Delrin	7 1/2	5	10 1/2
			Moldon Nylon	4.06109.939.3	4.06108.939.3	Delrin	7 1/2	5	9 1/4
			Phenolic	4.06109.339	4.06108.339	Delrin	7 1/2	5	7
			V-Groove	4.06109.739	4.06108.739	Delrin	7 1/2	5	10 1/2
Cast Iron	4.06109.139		4.06108.139	Delrin	7 1/2	5	9 3/4		
Forged Steel	4.06109.239		4.06108.239	Delrin	7 1/2	5	10 1/4		
8"	2"	500	Performa Rubber (Flat/Conductive)	4.08199.459 COND	4.08198.459 COND	Ball	9 1/2	6 1/2	6 1/4
			Performa Rubber (Round/Conductive)	4.08199.559 COND	4.08198.559 COND	Ball	9 1/2	6 1/2	6 1/4
		600	Moldon Rubber (Cast iron core)	4.08199.649.7	4.08198.649.7	Delrin	9 1/2	6 1/2	13 1/4
			Performa Rubber (Round/Grey)	4.08199.559	4.08198.559	Delrin, Ball, Prec. Ball	9 1/2	6 1/2	6 1/4
		675	Performa Rubber (Flat/Black)	4.08199.459.2	4.08198.459.2	Delrin, Ball, Prec. Ball	9 1/2	6 1/2	6 1/4
			Performa Rubber (Flat/Grey)	4.08199.459	4.08198.459	Delrin, Ball, Prec. Ball	9 1/2	6 1/2	6 1/4
		900	Polyolefin	4.08199.839	4.08198.839	Delrin, Plain	9 1/2	6 1/2	5 3/4
			Polyurethane HI-TECH	4.08199.929	4.08198.929	Delrin	9 1/2	6 1/2	5 3/4
		1200	Endura Solid Elastomer	4.08199.839 EN	4.08198.839 EN	Delrin, Prec. Ball	9 1/2	6 1/2	5 3/4
			Triumph (Round)*	4.08199.96TF	4.08198.96TF	Prec. Ball	9 1/2	6 1/2	5 3/4
		1250	Maxim	4.08199.539	4.08198.539	Delrin, Bronze	9 1/2	6 1/2	5 1/2
			Moldon Polyurethane (Aluminum core)	4.08199.939	4.08198.939	Delrin	9 1/2	6 1/2	8 1/4
			Moldon Polyurethane (Aluminum core)	4.08199.939	4.08198.939	Delrin	9 1/2	6 1/2	8 1/4
			Triumph (Crown)*	4.08199.93TF	4.08198.93TF	Prec. Ball	9 1/2	6 1/2	8 1/4
			Moldon Nylon	4.08199.939.3	4.08198.939.3	Delrin	9 1/2	6 1/2	9 1/4
			Phenolic	4.08199.339	4.08198.339	Delrin	9 1/2	6 1/2	8 1/2
Cast Iron	4.08199.139		4.08198.139	Delrin	9 1/2	6 1/2	12 1/2		

Roller Bearing Options: Torrington style roller bearing with retainer (Specify **WB19**). Metal cage roller bearing (Specify **WB29**).
Roller Bearing Washer Options: Metal thrust & retainer washers (Specify **WSR1**). Sintered iron step washers (Specify **WSR3**). Sealed metal retainer washer (Specify **WSR3**).
Delrin Bearing Options: For standard two-piece bearing change ninth digit to "1" (Example: 4.06109.921). One-piece with steel thrust washers (Specify **WB11**).
Ball Bearing Options: To order change 8th & 9th digit in model number to "65" (Example: 4.06109.465). **Note:** Performa 6" to 8" capacity decreases (See wheel section).
Precision Ball Bearings: To order change 8th and 9th digits to "35" (Example 4.06109.435). Performa round tread, change wheel code to "555".
Bronze Bearing Options: To order change 9th digit in model number to "4" (Example: 4.06109.534).
Plain Bearing Options: To order change 9th digit to "2" (Example: 4.06109.832).

*Triumph available in different tread types, colors and durometers (see wheel section). Precision ball only.

4 SERIES

4 colson SERIES

Capacity up to 1250 lbs each

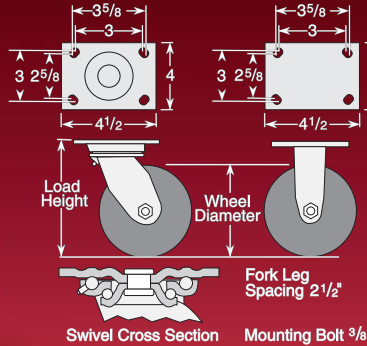
STAINLESS
STEEL

www.colsoncaster.com

Standard Features

- Polished stainless steel (Grade 304)
- 1/2" stainless steel hollow axle with grease zerk, nut and lock washer
- 1/4" steel top plate for durability
- Permanent rivet king pin with 5/8" diameter rivet
- Grease fittings: wheel bearing and swivel raceway
- "Colson 45" multi-temp grease lubricates in extreme hot and cold temperatures
- NSF Listed

Stainless Steel Top Plate Swivel & Rigid



All 4 Series swivel forks are notched to accommodate four position swivel locks.

Performance Options

Caster Brake

Tech Lock® (See page 14). Available on all swivel and 6" rigid casters (Specify **BRK2**).

Side Lock New stainless steel design available on all swivel casters with Delrin bearing. Field installable (Specify **BRK3** with one-piece Delrin bearing).

Fork/Wheel Options

New Foot Activated Swivel Lock (See page 15).

DirtBan Swivel Seal (See page 16).

Thread Guards (See page 16) – Available on many models (Specify **TG2** for plastic).

Wheel Selection



PERFORMA
FLAT/GREY



PERFORMA
FLAT/BLACK



PERFORMA
ROUND/GREY



TRANS-FORMA™



POLYOLEFIN



MAXIM



ENDURA



POLYURETHANE
HI-TECH



THERMO



PERFORMA
CONDUCTIVE FLAT



PERFORMA
CONDUCTIVE ROUND



PHENOLIC

4 SERIES • Stainless Steel Top Plate Swivel & Rigid • Capacity up to 1250 lbs

Wheel Dia.	Tread Width	Capacity Each (Pounds)	Wheel Descriptions	Swivel Top Plate SS Roller Bearing Caster Models	Rigid Top Plate SS Roller Bearing Caster Models	Wheel Bearing	Load Height	Swivel Radius	Weight (Pounds)
4"	2"	300	Perma Rubber (Flat/Conductive)	4.04109.459 COND SS	4.04108.459 COND SS	–	5 ⁵ / ₈	3 ⁹ / ₁₆	5 ³ / ₄
		400	Perma Rubber (Flat Black)	4.04109.459.2 SS	4.04108.459.2 SS	Delrin, Bronze	5 ⁵ / ₈	3 ⁹ / ₁₆	5 ³ / ₄
			Perma Rubber (Flat Grey)	4.04109.459 SS	4.04108.459 SS	Delrin, Bronze	5 ⁵ / ₈	3 ⁹ / ₁₆	5 ³ / ₄
			Trans-forma™ (Flat Grey)	4.04109.4E9 SS	4.04108.4E9 SS	Delrin, Bronze	5 ⁵ / ₈	3 ⁹ / ₁₆	5 ³ / ₄
			Polyolefin	4.04109.839 SS	4.04108.839 SS	Delrin, Bronze, Plain	5 ⁵ / ₈	3 ⁹ / ₁₆	4 ¹ / ₂
		600	Polyurethane HI-TECH	4.04109.929 SS	4.04108.929 SS	Delrin, Bronze	5 ⁵ / ₈	3 ⁹ / ₁₆	4 ³ / ₄
		800	Maxim	4.04109.539 SS	4.04108.539 SS	Delrin, Bronze	5 ⁵ / ₈	3 ⁹ / ₁₆	5 ³ / ₄
			Phenolic	4.04109.339 SS	4.04108.339 SS	Delrin, Bronze	5 ⁵ / ₈	3 ⁹ / ₁₆	5 ³ / ₄
			Thermo	4.04109.839 HT SS	4.04108.839 HT SS	Plain, Bronze	5 ⁵ / ₈	3 ⁹ / ₁₆	5 ³ / ₄
1000	Endura Solid Elastomer	4.04109.839 EN SS	4.04108.839 EN SS	Delrin, Bronze	5 ⁵ / ₈	3 ⁹ / ₁₆	5 ³ / ₄		
5"	2"	325	Perma Rubber (Flat/Conductive)	4.05109.459 COND SS	4.05108.459 COND SS	–	6 ¹ / ₂	4 ¹ / ₄	6 ¹ / ₈
		500	Perma Rubber (Flat Black)	4.05109.459.2 SS	4.05108.459.2 SS	Delrin, Bronze	6 ¹ / ₂	4 ¹ / ₄	6 ¹ / ₈
			Perma Rubber (Flat Grey)	4.05109.459 SS	4.05108.459 SS	Delrin, Bronze	6 ¹ / ₂	4 ¹ / ₄	6 ¹ / ₈
			Trans-forma™ (Flat Grey)	4.05109.4E9 SS	4.05108.4E9 SS	Delrin, Bronze	6 ¹ / ₂	4 ¹ / ₄	6 ¹ / ₈
			Polyolefin	4.05109.839 SS	4.05108.839 SS	Delrin, Bronze, Plain	6 ¹ / ₂	4 ¹ / ₄	4 ⁷ / ₈
		750	Polyurethane HI-TECH	4.05109.929 SS	4.05108.929 SS	Delrin, Bronze	6 ¹ / ₂	4 ¹ / ₄	4 ⁷ / ₈
		1000	Maxim	4.05109.539 SS	4.05108.539 SS	Delrin, Bronze	6 ¹ / ₂	4 ¹ / ₄	5 ⁷ / ₈
			Thermo	4.05109.339 SS	4.05108.339 SS	Delrin, Bronze	6 ¹ / ₂	4 ¹ / ₄	5 ⁷ / ₈
			Phenolic	4.05109.839 HT SS	4.05108.839 HT SS	Plain, Bronze	6 ¹ / ₂	4 ¹ / ₄	5 ⁷ / ₈
Endura Solid Elastomer	4.05109.839 EN SS		4.05108.839 EN SS	Delrin, Bronze	6 ¹ / ₂	4 ¹ / ₄	5 ⁷ / ₈		
6"	2"	410	Perma Rubber (Flat/Conductive)	4.06109.459.2 COND SS	4.06108.459.2 COND SS	–	7 ¹ / ₂	5	6 ¹ / ₈
		450	Perma Rubber (Round Grey)	4.06109.559 SS	4.06108.559 SS	Delrin, Bronze	7 ¹ / ₂	5	7 ¹ / ₈
			Trans-forma™ (Round Grey)	4.06109.4E9 SS	4.06108.4E9 SS	Delrin, Bronze	7 ¹ / ₂	5	7 ¹ / ₈
		600	Perma Rubber (Flat Black)	4.06109.459.2 SS	4.06108.459.2 SS	Delrin, Bronze	7 ¹ / ₂	5	7 ¹ / ₈
			Perma Rubber (Flat Grey)	4.06109.459 SS	4.06108.459 SS	Delrin, Bronze	7 ¹ / ₂	5	7 ¹ / ₈
			Trans-forma™ (Flat Grey)	4.06109.5E9 SS	4.06108.5E9 SS	Delrin, Bronze	7 ¹ / ₂	5	7 ¹ / ₈
		700	Polyolefin	4.06109.839 SS	4.06108.839 SS	Delrin, Bronze, Plain	7 ¹ / ₂	5	5 ¹ / ₂
		900	Polyurethane HI-TECH	4.06109.929 SS	4.06108.929 SS	Delrin, Bronze	7 ¹ / ₂	5	5
		1100	Endura Solid Elastomer	4.06109.839 EN SS	4.06108.839 EN SS	Delrin, Bronze	7 ¹ / ₂	5	6
Thermo	4.06109.839 HT SS		4.06108.839 HT SS	Plain, Bronze	7 ¹ / ₂	5	6		
1200	Maxim	4.06109.539 SS	4.06108.539 SS	Delrin, Bronze	7 ¹ / ₂	5	6		
		Phenolic	4.06109.339 SS	4.06108.339 SS	Delrin, Bronze	7 ¹ / ₂	5	6	
8"	2"	500	Perma Rubber (Flat/Conductive)	4.08199.459 COND SS	4.08198.459 COND SS	–	9 ¹ / ₂	6 ¹ / ₂	6 ¹ / ₄
		600	Perma Rubber (Round Grey)	4.08199.559 SS	4.08198.559 SS	Delrin, Bronze	9 ¹ / ₂	6 ¹ / ₂	8 ¹ / ₈
		675	Perma Rubber (Flat Black)	4.08199.459.2 SS	4.08198.459.2 SS	Delrin, Bronze	9 ¹ / ₂	6 ¹ / ₂	8 ¹ / ₈
			Perma Rubber (Flat Grey)	4.08199.459 SS	4.08198.459 SS	Delrin, Bronze	9 ¹ / ₂	6 ¹ / ₂	8 ¹ / ₈
		900	Polyolefin	4.08199.839 SS	4.08198.839 SS	Delrin, Bronze, Plain	9 ¹ / ₂	6 ¹ / ₂	5 ³ / ₄
		1000	Polyurethane HI-TECH	4.08199.929 SS	4.08198.929 SS	Delrin, Bronze	9 ¹ / ₂	6 ¹ / ₂	5 ³ / ₄
		1200	Endura Solid Elastomer	4.08199.839 EN SS	4.08198.839 EN SS	Delrin, Bronze	9 ¹ / ₂	6 ¹ / ₂	6 ³ / ₄
		1250	Maxim	4.08199.539 SS	4.08198.539 SS	Delrin, Bronze	9 ¹ / ₂	6 ¹ / ₂	6 ³ / ₄
Phenolic	4.08199.339 SS		4.08198.339 SS	Delrin, Bronze	9 ¹ / ₂	6 ¹ / ₂	6 ³ / ₄		

Delrin Bearing Options: For standard two-piece bearing change ninth digit to "1" (Example: 4.06109.921SS).

One piece with stainless steel thrust washer, specify WB11.

Bronze Bearing Options: To order, change the 9th digit in model number to "4" (Example: 4.06109.534)

Plain Bearing Option: To order, change the 9th digit in model number to "2" (Example: 4.06109.832)

4 SERIES

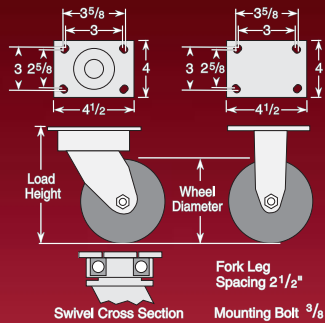
4 colson SERIES ENFORCER

Capacity up to 1400 lbs each www.colsoncaster.com

Standard Features

- Attractive zinc plated finish
- Single ball hardened raceway
- Formed fork legs feature robotic welding
- 1/2" hollow axle with grease zerker and lock nut
- Plastic seal/retainer washer (roller bearing models)
- 5/16" swivel steel top plate for durability
- Fork legs 1/4" thick x 2" wide
- Grease fittings: wheel bearing and swivel raceway
- Multi-temp grease lubricates in extreme hot and cold temperatures

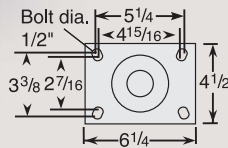
Top Plate Swivel & Rigid



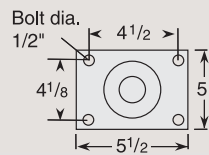
Performance Options

Optional Top Plates

#2 Top Plate (Specify MTG2).



#4 Top Plate (Specify MTG4).



Caster Brake

Tread Lock (See page 14)
Available on all swivel casters except V-Groove models (Specify BRK1).

Fork/Wheel Options

Hand Activated Swivel Lock (See page 15).

Thread Guards (See page 16)
Available on many models (Specify TG1 for metal TG2 for plastic).

Axle/Nut Options: AX2 Solid Axle
NT1 Thick lock nut

Extended Lead – Available on 8", 9 1/2" and 10 1/8" load height models (Specify EL). Also specify load height.

3 1/2" Extended Lead Fork



Specially designed for towing applications.

Wheel Selection



4 SERIES • Enforcer® Top Plate Swivel & Rigid • Capacity up to 1400 lbs

Wheel Dia.	Tread Width	Capacity Each (Pounds)	Wheel Descriptions	Swivel Top Plate Roller Bearing Caster Models	Rigid Top Plate Roller Bearing Caster Models	Optional Bearings (Order information below chart)	Load Height	Swivel Radius	Weight lbs (Rigid Deduct 1.5 lbs)	
4"	2"	300	Performa Rubber (Conductive/Flat)	4.04189.459 COND	4.04108.459 COND	Ball	5 5/8	3 9/16	5 3/4	
		400	Performa Rubber (Flat/Black)	4.04189.459.2	4.04108.459.2	Delrin, Ball, Prec. Ball	5 5/8	3 9/16	5 3/4	
			Performa Rubber (Flat/Grey)	4.04189.459	4.04108.459	Delrin, Ball, Prec. Ball	5 5/8	3 9/16	5 3/4	
			Trans-forma™ (Flat/Grey)	4.04189.4E9	4.04108.4E9	Delrin, Ball	5 5/8	3 9/16	5 3/4	
			Moldon Rubber (Cast iron core)	4.04189.649.7	4.04108.649.7	Delrin	5 5/8	3 9/16	6	
		500	Polyolefin	4.04189.839	4.04108.839	Delrin, Plain	5 5/8	3 9/16	4 1/2	
		600	Polyurethane HI-TECH	4.04189.929	4.04108.929	Delrin	5 5/8	3 9/16	4 3/4	
		700	Moldon Polyurethane (Aluminum core)	4.04189.939	4.04108.939	Delrin	5 5/8	3 9/16	5 1/4	
			Moldon Polyurethane (Cast iron core)	4.04189.949.7	4.04108.949.7	Delrin	5 5/8	3 9/16	6	
			Maxim	4.04189.539	4.04108.539	Delrin, Bronze	5 5/8	3 9/16	5 1/8	
			Phenolic	4.04189.339	4.04108.339	Delrin	5 5/8	3 9/16	5 3/4	
		800	Thermo	4.04189.839 HT	4.04108.839 HT	Plain, Bronze	5 5/8	3 9/16	6 3/4	
			V-Groove	4.04189.739	4.04108.739	Delrin	5 5/8	3 9/16	8 1/8	
Endura Solid Elastomer	4.04189.839 EN		4.04108.839 EN	Delrin, Prec. Ball	5 5/8	3 9/16	5 3/4			
1000	Cast Iron	4.04189.139	4.04108.139	Delrin	5 5/8	3 9/16	7 7/8			
5"	2"	325	Performa Rubber (Conductive/Flat)	4.05189.459 COND	4.05108.459 COND	Ball	6 1/2	3 7/8	6 1/8	
		400	Moldon Rubber (Cast iron core)	4.05189.649.7	4.05108.649.7	Delrin	6 1/2	3 7/8	7	
		500	Performa Rubber (Flat/Black)	4.05189.459.2	4.05108.459.2	Delrin, Ball, Prec. Ball	6 1/2	3 7/8	6 1/8	
			Performa Rubber (Flat/Grey)	4.05189.459	4.05108.459	Delrin, Ball, Prec. Ball	6 1/2	3 7/8	6 1/8	
			Trans-forma™ (Flat/Grey)	4.05189.4E9	4.05108.4E9	Delrin, Ball	6 1/2	3 7/8	6 1/8	
		650	Polyolefin	4.05189.839	4.05108.839	Delrin, Plain	6 1/2	3 7/8	4 7/8	
		750	Polyurethane HI-TECH	4.05189.929	4.05108.929	Delrin	6 1/2	3 7/8	4 3/4	
		1000	Maxim	4.05189.539	4.05108.539	Delrin, Bronze	6 1/2	3 7/8	5 1/2	
			Endura Solid Elastomer	4.05189.839 EN	4.05108.839 EN	Delrin, Prec. Ball	6 1/2	3 7/8	5 3/4	
			Moldon Polyurethane (Aluminum core)	4.05189.939	4.05108.939	Delrin	6 1/2	3 7/8	6 1/8	
			Moldon Polyurethane (Cast iron core)	4.05189.949.7	4.05108.949.7	Delrin	6 1/2	3 7/8	7	
			Moldon Nylon	4.05189.939.3	4.05108.939.3	Delrin	6 1/2	3 7/8	9 1/4	
			Phenolic	4.05189.339	4.05108.339	Delrin	6 1/2	3 7/8	5 3/4	
			Thermo	4.05189.839 HT	4.05108.839 HT	Plain, Bronze	6 1/2	3 7/8	6 3/4	
Cast Iron	4.05189.139		4.05108.139	Delrin	6 1/2	3 7/8	8 7/8			
1400	Forged Steel	4.05189.239	4.05108.239	Delrin	6 1/2	3 7/8	9 1/4			
6"	2"	410	Performa Rubber (Conductive/Flat)	4.06189.459 COND	4.06108.459 COND	Ball	7 1/2	4 5/8	6 1/8	
			Performa Rubber (Conductive/Round)	4.06189.559 COND	4.06108.559 COND	Ball	7 1/2	4 5/8	6 1/8	
		450	Trans-forma™ (Round/Grey)	4.06189.5E9	4.06108.5E9	Delrin, Ball	7 1/2	4 5/8	6 1/8	
			Performa Rubber (Round/Grey)	4.06189.559	4.06108.559	Delrin, Ball, Prec. Ball	7 1/2	4 5/8	6 1/8	
			Moldon Rubber (Cast iron core)	4.06189.649.7	4.06108.649.7	Delrin	7 1/2	4 5/8	9	
		600	Performa Rubber (Flat/Black)	4.06189.459.2	4.06108.459.2	Delrin, Ball, Prec. Ball	7 1/2	4 5/8	6 1/8	
			Performa Rubber (Flat/Grey)	4.06189.459	4.06108.459	Delrin, Ball, Prec. Ball	7 1/2	4 5/8	6 1/8	
			Trans-forma™ (Flat/Grey)	4.06189.4E9	4.06108.4E9	Delrin, Ball	7 1/2	4 5/8	6 1/8	
		700	Polyolefin	4.06189.839	4.06108.839	Delrin, Plain	7 1/2	4 5/8	5 1/2	
		900	Polyurethane HI-TECH	4.06189.929	4.06108.929	Delrin	7 1/2	4 5/8	5	
		1100	Triumph (Round)*	4.06189.96TF	4.06108.96TF	Delrin	7 1/2	4 5/8	7 1/2	
			Endura Solid Elastomer	4.06189.839 EN	4.06108.839 EN	Delrin, Prec. Ball	7 1/2	4 5/8	7	
			1200	Maxim	4.06189.539	4.06108.539	Delrin, Bronze	7 1/2	4 5/8	5 3/4
				Moldon Polyurethane (Aluminum core)	4.06189.939	4.06108.939	Delrin	7 1/2	4 5/8	7 1/2
				Moldon Polyurethane (Cast iron core)	4.06189.949.7	4.06108.949.7	Delrin	7 1/2	4 5/8	9
				Moldon Nylon	4.06189.939.3	4.06108.939.3	Delrin	7 1/2	4 5/8	9 1/4
Phenolic	4.06189.339			4.06108.339	Delrin	7 1/2	4 5/8	7		
Thermo	4.06189.739			4.06108.839 HT	Plain, Bronze	7 1/2	4 5/8	10 1/2		
V-Groove	4.06189.739	4.06108.739	Delrin	7 1/2	4 5/8	10 1/2				
1400	Cast Iron	4.06189.139	4.06108.139	Delrin	7 1/2	4 5/8	9 3/4			
	Forged Steel	4.06189.239	4.06108.239	Delrin	7 1/2	4 5/8	10 1/4			
8"	2"	500	Performa Rubber (Conductive/Flat)	4.08189.459 COND	4.08198.459 COND	Ball	9 1/2	6 1/8	6 1/4	
			Performa Rubber (Conductive/Round)	4.08189.559 COND	4.08198.459 COND	Ball	9 1/2	6 1/8	6 1/4	
			Moldon Rubber (Cast iron core)	4.08189.649.7	4.08198.649.7	Delrin	9 1/2	6 1/8	11	
		600	Performa Rubber (Round/Grey)	4.08189.559	4.08198.559	Delrin, Ball, Prec. Ball	9 1/2	6 1/8	6 1/4	
		675	Performa Rubber (Flat/Black)	4.08189.459.2	4.08198.459.2	Delrin, Ball, Prec. Ball	9 1/2	6 1/8	6 1/4	
			Performa Rubber (Flat/Grey)	4.08189.459	4.08198.459	Delrin, Ball, Prec. Ball	9 1/2	6 1/8	6 1/4	
		900	Polyolefin	4.08189.839	4.08198.839	Delrin, Plain	9 1/2	6 1/8	5 3/4	
		1000	Polyurethane HI-TECH	4.08189.929	4.08198.929	Delrin	9 1/2	6 1/8	5 3/4	
		1200	Endura Solid Elastomer	4.08189.839 EN	4.08198.839 EN	Delrin, Prec. Ball	9 1/2	6 1/8	8 1/2	
			Triumph (Round)*	4.08189.96TF	4.08198.96TF	Prec. Ball	9 1/2	6 1/8	8 1/4	
		1400	Maxim	4.08189.539	4.08198.539	Delrin, Bronze	9 1/2	6 1/8	6 1/2	
			Moldon Polyurethane (Aluminum core)	4.08189.939	4.08198.939	Delrin	9 1/2	6 1/8	8 1/4	
			Moldon Polyurethane (Cast iron core)	4.08189.949.7	4.08198.949.7	Delrin	9 1/2	6 1/8	11	
Triumph (Crown)*	4.08189.93TF		4.08198.93TF	Delrin	9 1/2	6 1/8	8 1/4			
Moldon Nylon	4.08189.939.3		4.08198.939.3	Delrin	9 1/2	6 1/8	9 1/4			
Phenolic	4.08189.339		4.08198.339	Delrin	9 1/2	6 1/8	8 1/2			
Cast Iron	4.08189.139		4.08198.139	Delrin	9 1/2	6 1/8	12 1/2			

4 SERIES

Roller Bearing Options: Torrington style roller bearing with retainer (Specify WB19). Metal cage roller bearing (Specify WB29).
 Roller Bearing Washer Options: Metal thrust & retainer washers (Specify WSR1). Sintered iron step washers (Specify WSR2). Sealed metal retainer washer (Specify WSR3).
 Delrin Bearing Options: For standard two-piece bearing change ninth digit to "1" (Example: 4.06179.921). One-piece with steel thrust washers (Specify WB11).
 Ball Bearing Options: To order change 8th & 9th digit in model number to "65" (Example: 4.06179.465).
 Precision Ball Bearings: To order change 8th and 9th digits to "35" (Example 4.06179.435). Performa round tread, change wheel code to "555".
 Bronze Bearing Options: To order change 9th digit in Maxim model number to "4" (Example: 4.06179.534).
 Plain Bearing Options: To order change 9th digit to "2" (Example: 4.06179.832).

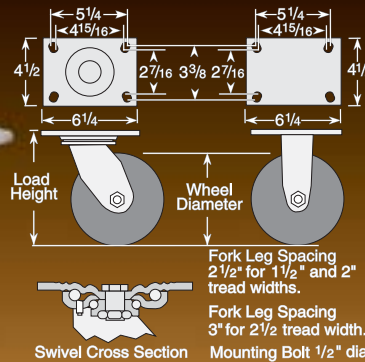
*Triumph available in different tread types, colors and durometers (see wheel section). Precision ball only.

5 colson SERIES

Capacity up to 1300 lbs each

www.colsoncaster.com

Top Plate Swivel & Rigid



Standard Features

- Attractive zinc plated finish
- Full double ball hardened raceways
- 1/2" hollow axle with grease zerk and lock nut
- Plastic seal/retainer washer (roller bearing models)
- 1/4" steel top plate for durability
- Heat treated bolt and nut king pin with 3/4" diameter bolt
- Grease fittings: wheel bearing and swivel raceway
- "Colson 45" multi-temp grease lubricates in extreme hot and cold temperatures

Performance Options

Caster Brake

Tread Lock (See page 14)
Available on all swivel casters with 2" tread widths except V-Groove models (Specify **BRK1**).

Tech Lock (See page 14)
Available on 6" x 2" rigid models only except V-Groove models (Specify **BRK2**).

Fork/Wheel Options

Hand Activated Swivel Lock: Swivel lock notch not standard, specify **MTG71** fork (See page 15).

Thread Guards (See page 16) – Available on many models (Specify **TG1** for metal **TG2** for plastic).

Axle/Nut Options: **AX2** Solid Axle (2" tread width)
NT1 Thick lock nut
NT2 Thin lock nut

Lube Options:

No Grease	GRF1	Wheel	GRW1
Double Grease	GRF2		GRW2
300° Continuous	GRF3		GRW3
500° Continuous		Consult Factory	

Wheel Selection



5 SERIES • Top Plate Swivel & Rigid • Capacity up to 1300 lbs

Wheel Dia.	Tread Width	Capacity Each (Pounds)	Wheel Descriptions	Swivel Top Plate Roller Bearing Caster Models	Rigid Top Plate Roller Bearing Caster Models	Optional Bearings (Order information below chart)	Load Height	Swivel Radius	Weight lbs (Rigid Deduct 1.5 lbs)
4"	1 1/2"	600	Moldon Polyurethane (Aluminum core)	5.04209.919	5.04208.919	Delrin	5 5/8	3 9/16	6 1/4
		1200	Forged Steel	5.04209.219	5.04208.219	Delrin	5 5/8	3 9/16	7 1/2
		300	Performa Rubber (Conductive Flat)	5.04209.459 COND	5.04208.459 COND	Ball	5 5/8	3 9/16	6
		325	Moldon Rubber (Cast iron core)	5.04209.649.7	5.04208.649.7	Delrin	5 5/8	3 9/16	8 3/4
	2"	400	Performa Rubber (Flat/Black)	5.04209.459.2	5.04208.459.2	Delrin, Ball, Prec. Ball	5 5/8	3 9/16	6
			Performa Rubber (Flat/Grey)	5.04209.459	5.04208.459	Delrin, Ball, Prec. Ball	5 5/8	3 9/16	6
		500	Trans-forma™ (Flat/Grey)	5.04209.4E9	5.04208.4E9	Delrin, Ball	5 5/8	3 9/16	6
			Polyolefin	5.04209.839	5.04208.839	Delrin, Plain	5 5/8	3 9/16	6
		600	Polyurethane HI-TECH	5.04209.929	5.04208.929	Delrin	5 5/8	3 9/16	6 1/2
			Moldon Polyurethane (Aluminum core)	5.04209.939	5.04208.939	Delrin	5 5/8	3 9/16	6 3/4
		700	Moldon Polyurethane (Cast iron core)	5.04209.949.7	5.04208.949.7	Delrin	5 5/8	3 9/16	8 3/4
			Maxim	5.04209.539	5.04208.539	Delrin, Bronze	5 5/8	3 9/16	5 3/8
		800	Phenolic	5.04209.339	5.04208.339	Delrin	5 5/8	3 9/16	6
			Thermo	5.04209.839 HT	5.04208.839 HT	Plain	5 5/8	3 9/16	7
			V-Groove	5.04209.739	5.04208.739	Delrin	5 5/8	3 9/16	7 1/4
			Endura Solid Elastomer	5.04209.839 EN	5.04208.839 EN	Delrin, Prec. Ball	5 5/8	3 9/16	6
1000	Cast Iron	5.04209.139	5.04208.139	Delrin	5 5/8	3 9/16	7 3/4		
5"	2"	325	Performa Rubber (Conductive Flat)	5.05209.459 COND	5.05208.459 COND	Ball	6 1/2	4 1/16	6 3/4
		400	Moldon Rubber (Cast iron core)	5.05209.649.7	5.05208.649.7	Delrin	6 1/2	4 1/16	11 1/4
		500	Performa Rubber (Flat/Black)	5.05209.459.2	5.05208.459.2	Delrin, Ball, Prec. Ball	6 1/2	4 1/16	6 3/4
			Performa Rubber (Flat/Grey)	5.05209.459	5.05208.459	Delrin, Ball, Prec. Ball	6 1/2	4 1/16	6 3/4
	650	Trans-forma™ (Flat/Grey)	5.05209.4E9	5.05208.4E9	Delrin, Ball	6 1/2	4 1/16	6 3/4	
		Polyolefin	5.05209.839	5.05208.839	Delrin, Plain	6 1/2	4 1/16	6 3/4	
	750	Polyurethane HI-TECH	5.05209.929	5.05208.929	Delrin	6 1/2	4 1/16	6 1/2	
		Maxim	5.05209.539	5.05208.539	Delrin, Bronze	6 1/2	4 1/16	5 3/4	
	1000	Endura Solid Elastomer	5.05209.839 EN	5.05208.839 EN	Delrin, Prec. Ball	6 1/2	4 1/16	7 1/2	
		Moldon Polyurethane (Aluminum core)	5.05209.939	5.05208.939	Delrin	6 1/2	4 1/16	9 1/4	
		Moldon Polyurethane (Cast iron core)	5.05209.949.7	5.05208.949.7	Delrin	6 1/2	4 1/16	11 1/4	
		Moldon Nylon	5.05209.939.3	5.05208.939.3	Delrin	6 1/2	4 1/16	7 1/2	
		Phenolic	5.05209.339	5.05208.339	Delrin	6 1/2	4 1/16	7 1/2	
		Thermo	5.05209.839 HT	5.05208.839 HT	Plain	6 1/2	4 1/16	8 1/2	
		Cast Iron	5.05209.139	5.05208.139	Delrin	6 1/2	4 1/16	9 3/4	
		Forged Steel	5.05209.239	5.05208.239	Delrin	6 1/2	4 1/16	9 3/4	
6"	2"	410	Performa Rubber (Conductive Flat)	5.06209.459 COND	5.06208.459 COND	Ball	7 1/2	4 13/16	6 3/4
			Performa Rubber (Conductive Round)	5.06209.559 COND	5.06208.559 COND	Ball	7 1/2	4 13/16	6 3/4
		450	Performa Rubber (Round/Grey)	5.06209.559	5.06208.559	Delrin, Ball, Prec. Ball	7 1/2	4 13/16	6 3/4
			Trans-forma™ (Round/Grey)	5.06209.5E9	5.06208.5E9	Delrin, Ball	7 1/2	4 13/16	6 3/4
	600	Moldon Rubber (Cast iron core)	5.06209.649.7	5.06208.649.7	Delrin	7 1/2	4 13/16	10 1/2	
		Performa Rubber (Flat/Black)	5.06209.459.2	5.06208.459.2	Delrin, Ball, Prec. Ball	7 1/2	4 13/16	6 3/4	
	700	Performa Rubber (Flat/Grey)	5.06209.459	5.06208.459	Delrin, Ball, Prec. Ball	7 1/2	4 13/16	6 3/4	
		Trans-forma™ (Flat/Grey)	5.06209.4E9	5.06208.4E9	Delrin, Ball	7 1/2	4 13/16	6 3/4	
	900	Polyolefin	5.06209.839	5.06208.839	Delrin, Plain	7 1/2	4 13/16	7	
		Polyurethane HI-TECH	5.06209.929	5.06208.929	Delrin	7 1/2	4 13/16	6 3/4	
	1100	Triumph (Round)*	5.06209.96TF	5.06208.96TF	Delrin	7 1/2	4 13/16	7 1/2	
		Endura Solid Elastomer	5.06209.839 EN	5.06208.839 EN	Delrin, Prec. Ball	7 1/2	4 13/16	7 3/4	
	1200	Maxim	5.06209.539	5.06208.539	Delrin, Bronze	7 1/2	4 13/16	6 1/8	
		Moldon Polyurethane (Aluminum core)	5.06209.939	5.06208.939	Delrin	7 1/2	4 13/16	7 1/2	
		Moldon Polyurethane (Cast iron core)	5.06209.949.7	5.06208.949.7	Delrin	7 1/2	4 13/16	11 1/2	
		Moldon Nylon	5.06209.939.3	5.06208.939.3	Delrin	7 1/2	4 13/16	7 3/4	
Phenolic		5.06209.339	5.06208.339	Delrin	7 1/2	4 13/16	7 3/4		
V-Groove		5.06209.739	5.06208.739	Delrin	7 1/2	4 13/16	10 3/4		
Cast Iron		5.06209.139	5.06208.139	Delrin	7 1/2	4 13/16	11 1/4		
Forged Steel		5.06209.239	5.06208.239	Delrin	7 1/2	4 13/16	11		
2 1/2"	1300	Phenolic	5.06259.369	5.06258.369	-	7 1/2	4 13/16	9	
	Cast Iron	5.06259.169	5.06258.169	-	7 1/2	4 13/16	12 3/4		
8"	2"	500	Performa Rubber (Conductive Flat)	5.08299.459 COND	5.08298.459 COND	Ball	9 1/2	6 5/16	7 1/2
			Performa Rubber (Conductive Round)	5.08299.559 COND	5.08298.559 COND	Ball	9 1/2	6 5/16	7 1/2
		600	Moldon Rubber (Cast iron core)	5.08299.649.7	5.08298.649.7	Delrin	9 1/2	6 5/16	13 3/4
			Performa Rubber (Round/Grey)	5.08299.559	5.08298.559	Delrin, Ball, Prec. Ball	9 1/2	6 5/16	7 1/2
	675	Performa Rubber (Flat/Black)	5.08299.459.2	5.08298.459.2	Delrin, Ball, Prec. Ball	9 1/2	6 5/16	7 3/4	
		Performa Rubber (Flat/Grey)	5.08299.459	5.08298.459	Delrin, Ball, Prec. Ball	9 1/2	6 5/16	7 3/4	
	900	Polyolefin	5.08299.839	5.08298.839	Delrin, Plain	9 1/2	6 5/16	7 1/2	
		Polyurethane HI-TECH	5.08299.929	5.08298.929	Delrin	9 1/2	6 5/16	7 1/4	
	1000	Endura Solid Elastomer	5.08299.839 EN	5.08298.839 EN	Delrin, Prec. Ball	9 1/2	6 5/16	9 1/2	
		Triumph (Round)*	5.08299.96TF	5.08298.96TF	Prec. Ball	9 1/2	6 5/16	9	
	1200	Maxim	5.08299.539	5.08298.539	Delrin, Bronze	9 1/2	6 5/16	7	
		Moldon Polyurethane (Aluminum core)	5.08299.939	5.08298.939	Delrin	9 1/2	6 5/16	8 3/4	
		Moldon Polyurethane (Cast iron core)	5.08299.949.7	5.08298.949.7	Delrin	9 1/2	6 5/16	13 3/4	
		Triumph (Crown)*	5.08299.93TF	5.08298.93TF	Prec. Ball	9 1/2	6 5/16	9	
		Moldon Nylon	5.08299.939.3	5.08298.939.3	Delrin	9 1/2	6 5/16	7 3/4	
		Phenolic	5.08299.339	5.08298.339	Delrin	9 1/2	6 5/16	9 1/2	
Cast Iron		5.08299.139	5.08298.139	Delrin	9 1/2	6 5/16	14 1/4		
Performa Rubber		5.08259.369	5.08258.369	-	9 1/2	6 5/16	11 1/4		
2 1/2"	1300	Cast Iron	5.08259.169	5.08258.169	-	9 1/2	6 5/16	16	
	2 1/2"	1300	Phenolic	5.10259.369	5.10258.369	-	11 1/2	7 27/32	13
Cast Iron		5.10259.169	5.10258.169	-	11 1/2	7 27/32	19 3/4		

5 SERIES

Roller Bearing Options: Torrington style roller bearing with retainer (Specify **WB19**). Metal cage roller bearing (Specify **WB29**).
Roller Bearing Washer Options: Metal thrust & retainer washers (Specify **WSR1**). Sintered iron step washers (Specify **WSR2**). Sealed metal retainer washer (Specify **WSR3**).
Delrin Bearing Options: For standard two-piece bearing change ninth digit to "1" (Example: 5.06209.921). One-piece with steel thrust washers (Specify **WB11**).
Ball Bearing Options: To order change 8th & 9th digit in model number to "65" (Example: 5.06209.465). Note: Performa 6" to 8" capacity decreases (See wheel section).
Precision Ball Bearings: To order change 8th and 9th digits to "35" (Example 5.06209.435). Performa round tread, change wheel code to "555".
Bronze Bearing Options: To order change 9th digit in Maxim model number to "4" (Example: 5.06209.534).
Plain Bearing Options: To order change 9th digit to "2" (Example: 5.06209.832).

Colson 6 SERIES

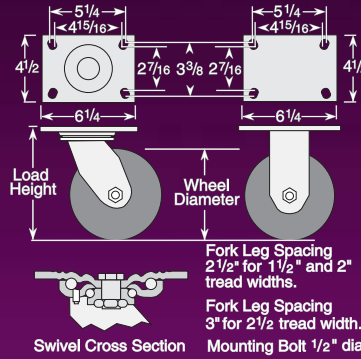
Capacity up to 1500 lbs each

www.colsoncaster.com

Standard Features

- Attractive zinc plated finish
- Full double ball hardened raceways
- 1/2" hollow axle with grease zerk and lock nut
- Plastic seal/retainer washer (roller bearing models)
- 5/16" steel top plate for durability (1/4" rigid top plate)
- Heat treated bolt and nut king pin with 3/4" diameter bolt
- Grease fittings: wheel bearing and swivel raceway
- "Colson 45" multi-temp grease lubricates in extreme hot and cold temperatures

Top Plate Swivel & Rigid



Performance Options

Caster Brake

Tread Lock (See page 14)
 Available on all swivel casters with 2" tread widths except V-Groove models (Specify **BRK1**).

Fork/Wheel Options

Hand Activated Swivel Lock: Swivel lock notch not standard, specify **MTG72** fork (See page 15).

Thread Guards (See page 16) – Available on many models (Specify **TG1** for metal **TG2** for plastic).

Axle/Nut Options: **AX2** Solid Axle (2" Tread Width)
NT1 Thick lock nut
NT2 Thin lock nut

Lube Options:

No Grease	GRF1	GRW1
Double Grease	GRF2	GRW2
300° Continuous	GRF3	GRW3
500° Continuous	Consult Factory	

Wheel Selection



6 SERIES • Top Plate Swivel & Rigid • Capacity up to 1500 lbs

Wheel Dia.	Tread Width	Capacity Each (Pounds)	Wheel Descriptions	Swivel Top Plate Roller Bearing Caster Models	Rigid Top Plate Roller Bearing Caster Models	Optional Bearings (Order information below chart)	Load Height	Swivel Radius	Weight lbs (Rigid Deduct 1.5 lbs)
4"	1 1/2"	600	Moldon Polyurethane (Aluminum core)	6.04209.919	6.04208.919	Delrin	5 5/8	3 5/8	7
		1400	Forged Steel	6.04209.219	6.04208.219	Delrin	5 5/8	3 5/8	8 3/4
	2"	300	Performa Rubber (Conductive Flat)	6.04209.459 COND	6.04208.459 COND	Ball	5 5/8	3 5/8	7 1/4
			Performa Rubber (Flat/Black)	6.04209.459.2	6.04208.459.2	Delrin, Ball, Prec. Ball	5 5/8	3 5/8	7 1/4
		400	Performa Rubber (Flat/Grey)	6.04209.459	6.04208.459	Delrin, Ball, Prec. Ball	5 5/8	3 5/8	7 1/4
			Trans-forma™ (Flat/Grey)	6.04209.4E9	6.04208.4E9	Delrin, Ball	5 5/8	3 5/8	7 1/4
			Moldon Rubber (Cast iron core)	6.04209.649.7	6.04208.649.7	Delrin	5 5/8	3 5/8	9 1/4
		500	Polyolefin	6.04209.839	6.04208.839	Delrin, Plain	5 5/8	3 5/8	7 1/4
		600	Polyurethane HI-TECH	6.04209.929	6.04208.929	Delrin	5 5/8	3 5/8	7 1/2
		700	Moldon Polyurethane (Aluminum core)	6.04209.939	6.04208.939	Delrin	5 5/8	3 5/8	7 1/2
			Moldon Polyurethane (Cast iron core)	6.04209.949.7	6.04208.949.7	Delrin	5 5/8	3 5/8	9 1/4
		800	Maxim	6.04209.539	6.04208.539	Delrin, Bronze	5 5/8	3 5/8	6 3/8
	Phenolic		6.04209.339	6.04208.339	Delrin	5 5/8	3 5/8	7 1/4	
	Thermo		6.04209.839 HT	6.04208.839 HT	Plain	5 5/8	3 5/8	8 1/4	
V-Groove	6.04209.739		6.04208.739	Delrin	5 5/8	3 5/8	11		
1000	Endura Solid Elastomer	6.04209.839 EN	6.04208.839 EN	Delrin, Prec. Ball	5 5/8	3 5/8	7 1/4		
	Cast Iron	6.04209.139	6.04208.139	Delrin	5 5/8	3 5/8	9		
5"	2"	325	Performa Rubber (Conductive Flat)	6.05209.459 COND	6.05208.459 COND	Ball	6 1/2	4 5/16	9
		400	Moldon Rubber (Cast iron core)	6.05209.649.7	6.05208.649.7	Delrin	6 1/2	4 5/16	11 1/4
		500	Performa Rubber (Flat/Black)	6.05209.459.2	6.05208.459.2	Delrin, Ball, Prec. Ball	6 1/2	4 5/16	9
			Performa Rubber (Flat/Grey)	6.05209.459	6.05208.459	Delrin, Ball, Prec. Ball	6 1/2	4 5/16	9
		650	Trans-forma™ (Flat/Grey)	6.05209.4E9	6.05208.4E9	Delrin, Ball	6 1/2	4 5/16	9
			Polyolefin	6.05209.839	6.05208.839	Delrin, Plain	6 1/2	4 5/16	9
		750	Polyurethane HI-TECH	6.05209.929	6.05208.929	Delrin	6 1/2	4 5/16	8 1/2
		1000	Maxim	6.05209.539	6.05208.539	Delrin, Bronze	6 1/2	4 5/16	6 3/4
			Endura Solid Elastomer	6.05209.839 EN	6.05208.839 EN	Delrin, Prec. Ball	6 1/2	4 5/16	8
			Moldon Polyurethane (Aluminum core)	6.05209.939	6.05208.939	Delrin	6 1/2	4 5/16	8 3/4
	Moldon Polyurethane (Cast iron core)		6.05209.949.7	6.05208.949.7	Delrin	6 1/2	4 5/16	11 1/4	
	Moldon Nylon		6.05209.939.3	6.05208.939.3	Delrin	6 1/2	4 5/16	8	
	Phenolic		6.05209.339	6.05208.339	Delrin	6 1/2	4 5/16	8	
	1500	Thermo	6.05209.839 HT	6.05208.839 HT	Plain	6 1/2	4 5/16	9	
Cast Iron		6.05209.139	6.05208.139	Delrin	6 1/2	4 5/16	10 3/4		
6"	2"	410	Performa Rubber (Conductive Flat)	6.06209.459 COND	6.06208.459 COND	Ball	7 1/2	4 3/4	7 3/4
		Performa Rubber (Conductive Round)	6.06209.559 COND	6.06208.559 COND	Ball	7 1/2	4 3/4	7 3/4	
		450	Performa Rubber (Round/Grey)	6.06209.559	6.06208.559	Delrin, Ball, Prec. Ball	7 1/2	4 3/4	7 3/4
			Trans-forma™ (Round/Grey)	6.06209.5E9	6.06208.5E9	Delrin, Ball	7 1/2	4 3/4	7 3/4
		600	Moldon Rubber (Cast iron core)	6.06209.649.7	6.06208.649.7	Delrin	7 1/2	4 3/4	12 1/4
			Performa Rubber (Flat/Black)	6.06209.459.2	6.06208.459.2	Delrin, Ball, Prec. Ball	7 1/2	4 3/4	7 3/4
		700	Performa Rubber (Flat/Grey)	6.06209.459	6.06208.459	Delrin, Ball, Prec. Ball	7 1/2	4 3/4	7 3/4
			Trans-forma™ (Flat/Grey)	6.06209.4E9	6.06208.4E9	Delrin, Ball	7 1/2	4 3/4	7 3/4
		900	Polyolefin	6.06209.839	6.06208.839	Delrin, Plain	7 1/2	4 3/4	8 1/2
			Polyurethane HI-TECH	6.06209.929	6.06208.929	Delrin	7 1/2	4 3/4	7 3/4
	1200	Triumph (Round)*	6.06209.96TF	6.06208.96TF	Prec. Ball	7 1/2	4 3/4	9 1/4	
		Endura Solid Elastomer	6.06209.839 EN	6.06208.839 EN	Delrin, Prec. Ball	7 1/2	4 3/4	9 1/4	
		Maxim	6.06209.539	6.06208.539	Delrin, Bronze	7 1/2	4 3/4	7 3/8	
		Moldon Polyurethane (Aluminum core)	6.06209.939	6.06208.939	Delrin	7 1/2	4 3/4	9 1/4	
1500	Moldon Polyurethane (Cast iron core)	6.06209.949.7	6.06208.949.7	Delrin	7 1/2	4 3/4	12 1/2		
	Moldon Nylon	6.06209.939.3	6.06208.939.3	Delrin	7 1/2	4 3/4	9 1/4		
	Phenolic	6.06209.339	6.06208.339	Delrin	7 1/2	4 3/4	9 1/4		
	V-Groove	6.06209.739	6.06208.739	Delrin	7 1/2	4 3/4	12		
2 1/2"	Cast Iron	6.06209.139	6.06208.139	Delrin	7 1/2	4 3/4	12 1/2		
	Forged Steel	6.06209.239	6.06208.239	Delrin	7 1/2	4 3/4	12 1/2		
8"	2"	500	Performa Rubber (Conductive Flat)	6.08299.459 COND	6.08298.459 COND	Ball	9 1/2	6 1/4	8 1/2
		Performa Rubber (Conductive Round)	6.08299.559 COND	6.08298.559 COND	Ball	9 1/2	6 1/4	8 1/2	
		Moldon Rubber (Cast iron core)	6.08299.649.7	6.08298.649.7	Delrin	9 1/2	6 1/4	16 1/4	
		600	Performa Rubber (Round/Grey)	6.08299.559	6.08298.559	Delrin, Ball, Prec. Ball	9 1/2	6 1/4	8 1/2
			Performa Rubber (Flat/Black)	6.08299.459.2	6.08298.459.2	Delrin, Ball, Prec. Ball	9 1/2	6 1/4	8 1/2
		675	Performa Rubber (Flat/Grey)	6.08299.459	6.08298.459	Delrin, Ball, Prec. Ball	9 1/2	6 1/4	8 1/2
			Polyolefin	6.08299.839	6.08298.839	Delrin, Plain	9 1/2	6 1/4	10 1/4
		1000	Polyurethane HI-TECH	6.08299.929	6.08298.929	Delrin	9 1/2	6 1/4	9 1/2
		1200	Endura Solid Elastomer	6.08299.839 EN	6.08298.839 EN	Delrin, Prec. Ball	9 1/2	6 1/4	11 1/2
			Triumph (Round)*	6.08299.96TF	6.08298.96TF	Prec. Ball	9 1/2	6 1/4	11 1/2
	1400	Phenolic	6.08299.339	6.08298.339	Delrin	9 1/2	6 1/4	11 1/2	
		Maxim	6.08299.539	6.08298.539	Delrin, Bronze	9 1/2	6 1/4	8	
		Moldon Polyurethane (Aluminum core)	6.08299.939	6.08298.939	Delrin	9 1/2	6 1/4	11 1/4	
		Moldon Polyurethane (Cast iron core)	6.08299.949.7	6.08298.949.7	Delrin	9 1/2	6 1/4	16 1/4	
1500	Triumph (Crown)*	6.08299.93TF	6.08298.93TF	Prec. Ball	9 1/2	6 1/4	11 1/2		
	Moldon Nylon	6.08299.939.3	6.08298.939.3	Delrin	9 1/2	6 1/4	11 1/4		
	Cast Iron	6.08299.139	6.08298.139	Delrin	9 1/2	6 1/4	16 1/4		
	Phenolic	6.08259.369	6.08258.369	-	9 1/2	6 1/4	13 1/4		
2 1/2"	Cast Iron	6.08259.169	6.08258.169	-	9 1/2	6 1/4	18		
	10"	2 1/2"	1500	Phenolic	6.10259.369	6.10258.369	-	11 1/2	7 25/32
Cast Iron		6.10259.169	6.10258.169	-	11 1/2	7 25/32	22 1/2		

6 SERIES

Roller Bearing Options: Torrington style roller bearing with retainer (Specify **WB19**). Metal cage roller bearing (Specify **WB29**).
Roller Bearing Washer Options: Metal thrust & retainer washers (Specify **WSR1**). Sintered iron step washers (Specify **WSR2**). Sealed metal retainer washer (Specify **WSR3**).
Delrin Bearing Options: For standard two-piece bearing change ninth digit to "1" (Example: 6.06209.921). One-piece with steel thrust washers (Specify **WB11**).
Ball Bearing Options: To order change 8th & 9th digit in model number to "65" (Example: 6.06209.465). Note: Performance 6" to 8" capacity decreases (See wheel section).
Precision Ball Bearings: To order change 8th and 9th digits to "35" (Example: 6.06209.435). Performa round tread, change wheel code to "555".
Bronze Bearing Options: To order change 9th digit in Maxim model number to "4" (Example: 6.06209.534).
Plain Bearing Options: To order change 9th digit to "2" (Example: 6.06209.832).

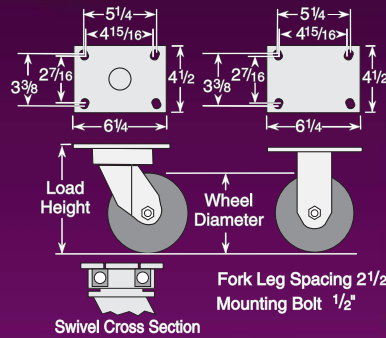
Colson 6 SERIES ENFORCER

Capacity up to 1500 lbs each www.colsoncaster.com

Standard Features

- Attractive zinc plated finish
- 1/4" fork leg thickness
- Full double ball hardened raceways
- 1/2" hollow axle with grease zerk and lock nut
- Plastic seal/retainer washer (roller bearing models)
- 5/16" steel top plate for durability (1/4" rigid top plate)
- Grease fittings: wheel bearing and swivel raceway
- "Colson 45" multi-temp grease lubricates in extreme hot and cold temperatures

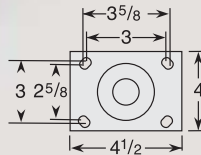
Kingpinless Top Plate Swivel & Rigid



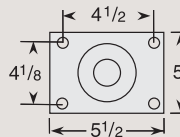
Performance Options

Optional Top Plates

1 Top Plate
(Specify **MTG1**).



4 Top Plate
(Specify **MTG4**).



Caster Brake

Tread Lock (See page 14)
Available on all swivel casters except V-Groove models (Specify **BRK1**).

Fork/Wheel Options

Hand Activated Swivel Lock (See page 15)
Thread Guards (See page 16) – Available on many models (Specify **TG1** for metal **TG2** for plastic).

Optional Load height—Optional 9 1/2" load height (6 1/4" swivel radius) available for 8" swivel & rigid casters (Specify **LH9.5**).

Axle/Nut Options:
NT1 Thick lock nut
NT2 Thin lock nut

Lube Options:

No Grease	GRF1	Wheel GRW1
Double Grease	GRF2	Wheel GRW2
300° Continuous	GRF3	Wheel GRW3
500° Continuous		Consult Factory

Wheel Selection



6 SERIES • Enforcer® Kingpinless Top Plate Swivel & Rigid • Capacity up to 1500 lbs

Wheel Dia.	Tread Width	Capacity Each (Pounds)	Wheel Descriptions	Swivel Top Plate Roller Bearing Caster Models	Rigid Top Plate Roller Bearing Caster Models	Optional Bearings (Order information below chart)	Load Height	Swivel Radius	Weight lbs (Rigid Deduct 2 lbs)
4"	2"	300	Perma Rubber (Conductive Flat)	6.04289.459 COND	6.04208.459 COND	Ball	5 5/8	3 15/32	7 1/4
			Perma Rubber (Flat/Black)	6.04289.459.2	6.04208.459.2	Delrin, Ball, Prec. Ball	5 5/8	3 15/32	7 1/4
		400	Perma Rubber (Flat/Grey)	6.04289.459	6.04208.459	Delrin, Ball, Prec. Ball	5 5/8	3 15/32	7 1/4
			Trans-forma™ (Flat/Grey)	6.04289.4E9	6.04208.4E9	Delrin, Ball	5 5/8	3 15/32	7 1/4
			Moldon Rubber (Cast iron core)	6.04289.649.7	6.04208.649.7	Delrin	5 5/8	3 15/32	8
		500	Polyolefin	6.04289.839	6.04208.839	Delrin, Plain	5 5/8	3 15/32	7 1/4
		600	Polyurethane HI-TECH	6.04289.929	6.04208.929	Delrin	5 5/8	3 15/32	7 1/2
		700	Moldon Polyurethane (Aluminum core)	6.04289.939	6.04208.939	Delrin	5 5/8	3 15/32	7 1/2
			Moldon Polyurethane (Cast iron core)	6.04289.949.7	6.04208.949.7	Delrin	5 5/8	3 15/32	9 1/4
		800	Maxim	6.04289.539	6.04208.539	Delrin, Bronze	5 5/8	3 15/32	5 7/8
			Phenolic	6.04289.339	6.04208.339	Delrin	5 5/8	3 15/32	7 1/4
			Thermo	6.04289.839 HT	6.04208.839 HT	Plain	5 5/8	3 15/32	8 1/4
			V-Groove	6.04289.739	6.04208.739	Delrin	5 5/8	3 15/32	11
		1000	Endura Solid Elastomer	6.04289.839 EN	6.04208.839 EN	Delrin, Prec. Ball	5 5/8	3 15/32	7 1/4
Cast Iron	6.04289.139		6.04208.139	Delrin	5 5/8	3 15/32	9		
5"	2"	325	Perma Rubber (Conductive Flat)	6.05289.459 COND	6.05208.459 COND	Ball	6 1/2	3 29/32	9
			Moldon Rubber (Cast iron core)	6.05289.649.7	6.05208.649.7	Delrin	6 1/2	3 29/32	8
		500	Perma Rubber (Flat/Black)	6.05289.459.2	6.05208.459.2	Delrin, Ball, Prec. Ball	6 1/2	3 29/32	9
			Perma Rubber (Flat/Grey)	6.05289.459	6.05208.459	Delrin, Ball, Prec. Ball	6 1/2	3 29/32	9
			Trans-forma™ (Flat/Grey)	6.05289.4E9	6.05208.4E9	Delrin, Ball	6 1/2	3 29/32	9
		650	Polyolefin	6.05289.839	6.05208.839	Delrin, Plain	6 1/2	3 29/32	9
		750	Polyurethane HI-TECH	6.05289.929	6.05208.929	Delrin	6 1/2	3 29/32	8 1/2
		1000	Maxim	6.05289.539	6.05208.539	Delrin, Bronze	6 1/2	3 29/32	6 1/4
			Endura Solid Elastomer	6.05289.839 EN	6.05208.839 EN	Delrin, Prec. Ball	6 1/2	3 29/32	8
			Moldon Polyurethane (Aluminum core)	6.05289.939	6.05208.939	Delrin	6 1/2	3 29/32	8 3/4
			Moldon Polyurethane (Cast iron core)	6.05289.949.7	6.05208.949.7	Delrin	6 1/2	3 29/32	11 1/4
			Moldon Nylon	6.05289.939.3	6.05208.939.3	Delrin	6 1/2	3 29/32	8
			Phenolic	6.05289.339	6.05208.339	Delrin	6 1/2	3 29/32	8
			Thermo	6.05289.839 HT	6.05208.839 HT	Plain	6 1/2	3 29/32	9
			Cast Iron	6.05289.139	6.05208.139	Delrin	6 1/2	3 29/32	10 3/4
		1500	Forged Steel	6.05289.239	6.05208.239	Delrin	6 1/2	3 29/32	11 1/4
6"	2"	410	Perma Rubber (Conductive Flat)	6.06289.459 COND	6.06208.459 COND	Ball	7 1/2	4 11/16	7 3/4
			Perma Rubber (Conductive Round)	6.06289.559 COND	6.06208.559 COND	Ball	7 1/2	4 11/16	7 3/4
		450	Perma Rubber (Round/Grey)	6.06289.559	6.06208.559	Delrin, Ball, Prec. Ball	7 1/2	4 11/16	7 3/4
			Trans-forma™ (Round/Grey)	6.06289.5E9	6.06208.5E9	Delrin, Ball	7 1/2	4 11/16	7 3/4
			Moldon Rubber (Cast iron core)	6.06289.649.7	6.06208.649.7	Delrin	7 1/2	4 11/16	14
		600	Perma Rubber (Flat/Black)	6.06289.459.2	6.06208.459.2	Delrin, Ball, Prec. Ball	7 1/2	4 11/16	7 3/4
			Perma Rubber (Flat/Grey)	6.06289.459	6.06208.459	Delrin, Ball, Prec. Ball	7 1/2	4 11/16	7 3/4
		700	Trans-forma™ (Flat/Grey)	6.06289.4E9	6.06208.4E9	Delrin, Ball	7 1/2	4 11/16	7 3/4
			Polyolefin	6.06289.839	6.06208.839	Delrin, Plain	7 1/2	4 11/16	10
		900	Polyurethane HI-TECH	6.06289.929	6.06208.929	Delrin	7 1/2	4 11/16	9
		1100	Triumph (Round)*	6.06289.96TF	6.06208.96TF	Prec. Ball	7 1/2	4 11/16	9 1/4
			Endura Solid Elastomer	6.06289.839 EN	6.06208.839 EN	Delrin, Prec. Ball	7 1/2	4 11/16	9 1/4
		1200	Maxim	6.06289.539	6.06208.539	Delrin, Bronze	7 1/2	4 11/16	6 5/8
			Moldon Polyurethane (Aluminum core)	6.06289.939	6.06208.939	Delrin	7 1/2	4 11/16	9 1/4
			Moldon Polyurethane (Cast iron core)	6.06289.949.7	6.06208.949.7	Delrin	7 1/2	4 11/16	12 1/2
			Moldon Nylon	6.06289.939.3	6.06208.939.3	Delrin	7 1/2	4 11/16	9 1/4
			Phenolic	6.06289.339	6.06208.339	Delrin	7 1/2	4 11/16	9 1/4
			V-Groove	6.06289.739	6.06208.739	Delrin	7 1/2	4 11/16	12
1500	Cast Iron	6.06289.139	6.06208.139	Delrin	7 1/2	4 11/16	12 1/2		
	Forged Steel	6.06289.239	6.06208.239	Delrin	7 1/2	4 11/16	12 1/2		
8"	2"	500	Perma Rubber (Conductive Flat)	6.08289.459 COND	6.08278.459 COND	Ball	10 1/8	6 1/2	8 1/2
			Perma Rubber (Conductive Round)	6.08289.559 COND	6.08278.559 COND	Ball	10 1/8	6 1/2	8 1/2
			Moldon Rubber (Cast iron core)	6.08289.649.7	6.08278.649.7	Delrin	10 1/8	6 1/2	16 1/4
		600	Perma Rubber (Round/Grey)	6.08289.559	6.08278.559	Delrin, Ball, Prec. Ball	10 1/8	6 1/2	8 1/2
			Perma Rubber (Flat/Black)	6.08289.459.2	6.08278.459.2	Delrin, Ball, Prec. Ball	10 1/8	6 1/2	8 1/2
		675	Perma Rubber (Flat/Grey)	6.08289.459	6.08278.459	Delrin, Ball, Prec. Ball	10 1/8	6 1/2	8 1/2
			Polyolefin	6.08289.839	6.08278.839	Delrin, Plain	10 1/8	6 1/2	10 1/4
		1000	Polyurethane HI-TECH	6.08289.929	6.08278.929	Delrin	10 1/8	6 1/2	9 1/2
		1200	Endura Solid Elastomer	6.08289.839 EN	6.08278.839 EN	Delrin, Prec. Ball	10 1/8	6 1/2	11 1/2
			Triumph Triumph (Round)*	6.08289.96TF	6.08278.896TF	Prec. Ball	10 1/8	6 1/2	11 1/2
		1400	Maxim	6.08289.539	6.08278.539	Delrin, Bronze	10 1/8	6 1/2	7 1/2
			Phenolic	6.08289.339	6.08278.339	Delrin	10 1/8	6 1/2	11 1/2
		1500	Moldon Polyurethane (Aluminum core)	6.08289.939	6.08278.939	Delrin	10 1/8	6 1/2	11 1/4
			Moldon Polyurethane (Cast iron core)	6.08289.949.7	6.08278.949.7	Delrin	10 1/8	6 1/2	16 1/4
			Triumph (Crown)*	6.08289.93TF	6.08278.93TF	Prec. Ball	10 1/8	6 1/2	11 1/2
Moldon Nylon	6.08289.939.3		6.08278.939.3	Delrin	10 1/8	6 1/2	11 1/4		
Cast Iron	6.08289.139		6.08278.139	Delrin	10 1/8	6 1/2	16 1/4		

6 SERIES

Roller Bearing Options: Torrington style roller bearing with retainer (Specify **WB19**). Metal cage roller bearing (Specify **WB29**).

Roller Bearing Washer Options: Metal thrust & retainer washers (Specify **WSR1**). Sintered iron step washers (Specify **WSR2**). Sealed metal retainer washer (Specify **WSR3**).

Delrin Bearing Options: For standard two-piece bearing change ninth digit to "1" (Example: 6.06279.921). **One-piece** with steel thrust washers (Specify **WB11**).

Ball Bearing Options: To order change 8th & 9th digit in model number to "65" (Example: 6.06279.465). Note: Performa 6" to 8" capacity decreases (See wheel section).

Precision Ball Bearings: To order change 8th and 9th digits to "35" (Example: 6.06279.435). Performa round tread, change wheel code to "555".

Bronze Bearing Options: To order change 9th digit in Maxim model number to "4" (Example: 6.06279.534).

Plain Bearing Options: To order change 9th digit to "2" (Example: 6.06279.832).

*Triumph available in different tread types, colors and durometers (see wheel section). Precision ball only.

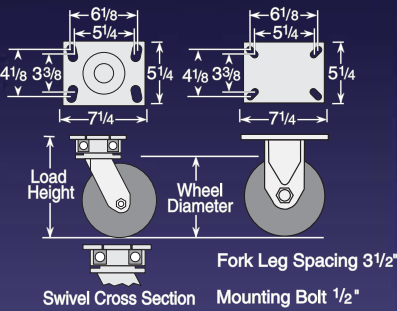
7 colson SERIES ENFORCER™

Capacity up to 6000 lbs each www.colsoncaster.com

Standard Features

- Attractive zinc plated finish
- Single ball hardened swivel raceway construction
- 3/4" solid axle with nut
- 5/16" steel top plate
- Formed fork legs feature robotic welding inside and out for consistent quality
- Fork legs 5/16" thick x 2 1/2" wide
- Recessed zerker grease fitting on swivel raceway to prevent damage, grease fitting on wheel bearing for easy maintenance
- Multi-temp grease lubricates in extreme hot and cold temperatures

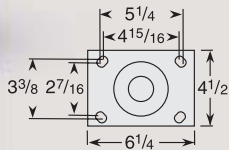
Kingpinless Top Plate Swivel & Rigid



Performance Options

Optional Top Plates

2 Top Plate (Specify MTG2).



Caster Brake

Tread Lock (See page 15)
Available on all swivel casters except V-Groove models (Specify **BRK1**).

Fork/Wheel Options

Hand Activated Swivel Lock (See page 15).

Nut Option: NT1 Thick lock nut

Optional Load Heights:

Wheel Dia.	Load Ht.	Swi. Rad.	Specify
6"	8"	47/8	LH8.0
8"	10 1/2"	6 5/8	LH10.5
10"	12 1/2"	8 1/8	LH12.5
12"	15 1/2"	10 1/8	LH15.5

Wheel Selection



PERFORMA
FLAT/BLACK



MOLDON RUBBER
CAST IRON



PHENOLIC



POLYURETHANE
HI-TECH



POLYURETHANE
CAST IRON



CAST IRON



FORGED STEEL



V-GROOVE

7 SERIES • Enforcer® Kingpinless Top Plate Swivel & Rigid • Capacity up to 6000 lbs

Wheel Dia.	Tread Width	Capacity Each (Pounds)	Wheel Descriptions	Swivel Top Plate Roller Bearing Caster Models	Rigid Top Plate Roller Bearing Caster Models	Optional Bearings (Order information below chart)	Load Height	Swivel Radius	Weight lbs (Rigid Deduct 5 lbs)
6"	2 1/2"	540	Moldon Rubber (Cast Iron Core)	7.06689.669.7	7.06688.669.7	Delrin, Roller	7 1/2	4 3/4	16
		1600	Phenolic	7.06689.369	7.06688.369	Delrin, Roller	7 1/2	4 3/4	13 1/2
		1620	Moldon Polyurethane (Cast Iron Core)	7.06689.969.7	7.06688.969.7	Delrin, Roller	7 1/2	4 3/4	18 1/4
		2500	Cast Iron	7.06689.169	7.06688.169	Delrin, Roller	7 1/2	4 3/4	20
			V-Groove	7.06689.769	7.06688.769	Delrin, Roller	7 1/2	4 3/4	24
	3"	4000	Forged Steel	7.06689.269	7.06688.269	Delrin, Roller	7 1/2	4 3/4	24
		680	Moldon Rubber (Cast Iron Core)	7.06689.679.7	7.06688.679.7	Delrin, Roller	7 1/2	4 3/4	17
		2000	Phenolic	7.06689.379	7.06688.379	Delrin, Roller	7 1/2	4 3/4	14 1/4
		2040	Moldon Polyurethane (Cast Iron Core)	7.06689.979.7	7.06688.979.7	Delrin, Roller	7 1/2	4 3/4	19 1/4
	6000	V-Groove	7.06689.789	7.06688.789	Delrin, Roller	7 1/2	4 3/4	21 1/4	
8"	2 1/2"	670	Moldon Rubber (Cast Iron Core)	7.08689.669.7	7.08688.669.7	Delrin, Roller	10 1/8	6 9/16	19
		2000	Moldon Polyurethane (Cast Iron Core)	7.08689.969.7	7.08688.969.7	Delrin, Roller	10 1/8	6 9/16	23
			Phenolic	7.08689.369	7.08688.369	Delrin, Roller	10 1/8	6 9/16	15 1/2
		2500	Cast Iron	7.08689.169	7.08688.169	Delrin, Roller	10 1/8	6 9/16	23 1/4
	3"	840	Moldon Rubber (Cast Iron Core)	7.08689.679.7	7.08688.679.7	Delrin, Roller	10 1/8	6 9/16	24 3/4
		2500	Phenolic	7.08689.379	7.08688.379	Delrin, Roller	10 1/8	6 9/16	16 1/2
			Moldon Polyurethane (Cast Iron Core)	7.08689.979.7	7.08688.979.7	Delrin, Roller	10 1/8	6 9/16	27 3/4
			Cast Iron	7.08689.179	7.08688.179	Delrin, Roller	10 1/8	6 9/16	27 3/4
			V-Groove	7.08689.779	7.08688.779	Delrin, Roller	10 1/8	6 9/16	31 1/4
		4500	Forged Steel	7.08689.279	7.08688.279	Delrin, Roller	10 1/8	6 9/16	31 1/4
10"	2 1/2"	790	Moldon Rubber (Cast Iron Core)	7.10689.669.7	7.10688.669.7	Delrin, Roller	11 1/2	7 5/8	24 1/2
		1000	Performa Rubber (Flat Black)	7.10689.459.2	7.10688.459.2	Delrin, Roller	11 1/2	7 5/8	18 1/4
		1200	Polyurethane HI-TECH	7.10689.959	7.10688.959	Delrin, Roller	11 1/2	7 5/8	18 1/4
		1800	Cast Iron	7.10689.169	7.10688.169	Delrin, Roller	11 1/2	7 5/8	29
		2300	Moldon Polyurethane (Cast Iron Core)	7.10689.969.7	7.10688.969.7	Delrin, Roller	11 1/2	7 5/8	31 1/4
		2500	Phenolic	7.10689.369	7.10688.369	Delrin, Roller	11 1/2	7 5/8	19 1/2
	3"	1000	Moldon Rubber (Cast Iron Core)	7.10689.679.7	7.10688.679.7	Delrin, Roller	11 1/2	7 5/8	25 1/4
		2900	Phenolic	7.10689.379	7.10688.379	Delrin, Roller	11 1/2	7 5/8	19 1/2
		3000	Moldon Polyurethane (Cast Iron Core)	7.10689.979.7	7.10688.979.7	Delrin, Roller	11 1/2	7 5/8	31 1/2
			Cast Iron	7.10689.179	7.10688.179	Delrin, Roller	11 1/2	7 5/8	31 1/2
4500	Forged Steel	7.10689.279	7.10688.279	Delrin, Roller	11 1/2	7 5/8	37 1/2		
12"	2 1/2"	2700	Moldon Polyurethane (Cast Iron Core)	7.12689.969.7	7.12688.969.7	Delrin, Roller	13 1/2	9 1/8	26 1/2
		1140	Moldon Rubber (Cast Iron Core)	7.12689.679.7	7.12688.679.7	Delrin, Roller	13 1/2	9 1/8	28 3/4
	3"	1700	Performa Rubber (Flat Black)	7.12689.459.2	7.12688.459.2	Delrin, Roller	13 1/2	9 1/8	22 1/4
			Polyurethane HI-TECH	7.12689.989	7.12688.989	Delrin, Roller	13 1/2	9 1/8	22 1/4
		3000	Cast Iron	7.12689.179	7.12688.179	Delrin, Roller	13 1/2	9 1/8	35 3/4
		3500	Phenolic	7.12689.379	7.12688.379	Delrin, Roller	13 1/2	9 1/8	24 3/4
Moldon Polyurethane (Cast Iron Core)	7.12689.979.7		7.12688.979.7	Delrin, Roller	13 1/2	9 1/8	40		

Roller Bearing Options: Metal cage roller bearing (Specify **WB29**).

Roller Bearing Washer Options: Metal thrust & retainer washers (Specify **WSR1**). Sintered iron step washers (Specify **WSR2**). Sealed metal retainer washer (Specify **WSR3**).

Delrin Bearing Options: For standard two-piece bearing change ninth digit to "1" (Example: 7.12679.981).

7 SERIES

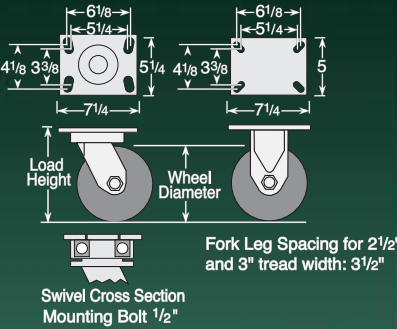
8 colson SERIES ENFORCER

Capacity up to 6000 lbs each www.colsoncaster.com

Standard Features

- Attractive zinc plated finish
- Single ball hardened swivel raceway construction
- 3/4" solid axle with nut
- 3/8" steel top plate
- Formed fork legs feature robotic welding inside and out for consistent quality
- Fork legs 3/8" thick x 3" wide
- Recessed zerck grease fitting on swivel raceway to prevent damage, grease fitting on wheel bearing for easy maintenance
- Multi-temp grease lubricates in extreme hot and cold temperatures

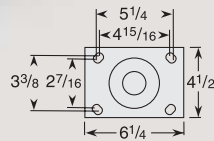
Kingpinless Top Plate Swivel & Rigid



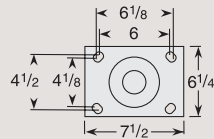
Performance Options

Optional Top Plates (Consult Factory)

2 Top Plate (Specify MTG2).



3 Top Plate (Specify MTG3).



Caster Brake

Tread Lock (See page 15)
Available on all swivel casters except V-Groove models (Specify BRK1).

Fork/Wheel Options

Hand Activated Swivel Lock (See page 15)

Nut Option: NT1 Thick lock nut

Optional Load Heights:

Wheel Dia.	Load Ht.	Swi. Rad.	Specify
6"	8"	47/8	LH8.0
8"	10 1/2"	65/8	LH10.5
10"	12 1/2"	8 1/8	LH12.5
12"	15 1/2"	10 1/8	LH15.5

Wheel Selection



PERFORMA
FLAT/BLACK



MOLDON RUBBER
CAST IRON



PHENOLIC



POLYURETHANE
HI-TECH



POLYURETHANE
CAST IRON



CAST IRON



FORGED STEEL



V-GROOVE

8 SERIES Enforcer® • Kingpinless Top Plate Swivel & Rigid • Capacity up to 6000 lbs

Wheel Dia.	Tread Width	Capacity Each (Pounds)	Wheel Descriptions	Swivel Top Plate Roller Bearing Caster Models	Rigid Top Plate Roller Bearing Caster Models	Optional Bearings (Order information below chart)	Load Height	Swivel Radius	Weight lbs (Rigid Deduct 5 lbs)		
6"	2 1/2"	540	Moldon Rubber (Cast Iron Core)	8.06689.669.7	8.06688.669.7	Delrin, Roller	7 1/2	4 3/8	16		
		1600	Phenolic	8.06689.369	8.06688.369	Delrin, Roller	7 1/2	4 3/8	13 1/2		
		1620	Moldon Polyurethane (Cast Iron Core)	8.06689.969.7	8.06688.969.7	Delrin, Roller	7 1/2	4 3/8	18 1/4		
		2500	Cast Iron	8.06689.169	8.06688.169	Delrin, Roller	7 1/2	4 3/8	20		
			V-Groove	8.06689.769	8.06688.769	Delrin, Roller	7 1/2	4 3/8	20		
	3"	4000	Forged Steel	8.06689.269	8.06688.269	Delrin, Roller	7 1/2	4 3/8	24		
		680	Moldon Rubber (Cast Iron Core)	8.06689.679.7	8.06688.679.7	Delrin, Roller	7 1/2	4 3/8	17		
		2000	Phenolic	8.06689.379	8.06688.379	Delrin, Roller	7 1/2	4 3/8	14 1/4		
		2040	Moldon Polyurethane (Cast Iron Core)	8.06689.979.7	8.06688.979.7	Delrin, Roller	7 1/2	4 3/8	19 1/4		
	6000	V-Groove	8.06689.789	8.06688.789	Delrin, Roller	7 1/2	4 3/8	21 1/4			
8"	2 1/2"	670	Moldon Rubber (Cast Iron Core)	8.08689.669.7	8.08688.669.7	Delrin, Roller	10 1/8	6 3/16	19		
		2000	Moldon Polyurethane (Cast Iron Core)	8.08689.969.7	8.08688.969.7	Delrin, Roller	10 1/8	6 3/16	23		
		2500	Phenolic	8.08689.369	8.08688.369	Delrin, Roller	10 1/8	6 3/16	15 1/2		
			Cast Iron	8.08689.169	8.08688.169	Delrin, Roller	10 1/8	6 3/16	23 1/4		
	3"	840	Moldon Rubber (Cast Iron Core)	8.08689.679.7	8.08688.679.7	Delrin, Roller	10 1/8	6 3/16	24 3/4		
		2500	Phenolic	8.08689.379	8.08688.379	Delrin, Roller	10 1/8	6 3/16	16 1/2		
			Moldon Polyurethane (Cast Iron Core)	8.08689.979.7	8.08688.979.7	Delrin, Roller	10 1/8	6 3/16	27 3/4		
			Cast Iron	8.08689.179	8.08688.179	Delrin, Roller	10 1/8	6 3/16	27 3/4		
		4500	Forged Steel	8.08689.279	8.08688.279	Delrin, Roller	10 1/8	6 3/16	31 1/4		
		2500	V-Groove	8.08689.779	8.08688.779	Delrin, Roller	10 1/8	6 3/16	31 1/4		
		10"	2 1/2"	790	Moldon Rubber (Cast Iron Core)	8.10689.669.7	8.10688.669.7	Delrin, Roller	11 1/2	7 3/8	24 1/2
				1000	Performa Rubber (Flat Black)	8.10689.459.2	8.10688.459.2	Delrin, Roller	11 1/2	7 3/8	18 1/4
1200	Polyurethane HI-TECH			8.10689.959	8.10688.959	Delrin, Roller	11 1/2	7 3/8	18 1/4		
1800	Cast Iron			8.10689.169	8.10688.169	Delrin, Roller	11 1/2	7 3/8	29		
2300	Moldon Polyurethane (Cast Iron Core)			8.10689.969.7	8.10688.969.7	Delrin, Roller	11 1/2	7 3/8	31 1/4		
2500	Phenolic			8.10689.369	8.10688.369	Delrin, Roller	11 1/2	7 3/8	19 1/2		
3"	1000		Moldon Rubber (Cast Iron Core)	8.10689.679.7	8.10688.679.7	Delrin, Roller	11 1/2	7 3/8	25 1/4		
	2900		Phenolic	8.10689.379	8.10688.379	Delrin, Roller	11 1/2	7 3/8	19 1/2		
	3000		Moldon Polyurethane (Cast Iron Core)	8.10689.979.7	8.10688.979.7	Delrin, Roller	11 1/2	7 3/8	31 1/2		
			Cast Iron	8.10689.179	8.10688.179	Delrin, Roller	11 1/2	7 3/8	31 1/2		
	4500		Forged Steel	8.10689.279	8.10688.279	Delrin, Roller	11 1/2	7 3/8	37 1/2		
12"	2 1/2"	2700	Moldon Polyurethane (Cast Iron Core)	8.12689.969.7	8.12688.969.7	Delrin, Roller	13 1/2	8 7/8	26 1/2		
		1140	Moldon Rubber (Cast Iron Core)	8.12689.679.7	8.12688.679.7	Delrin, Roller	13 1/2	8 7/8	28 3/4		
	3"	1700	Performa Rubber (Flat Black)	8.12689.459.2	8.12688.459.2	Delrin, Roller	13 1/2	8 7/8	22 1/4		
			Polyurethane HI-TECH	8.12689.989	8.12688.989	Delrin, Roller	13 1/2	8 7/8	22 1/4		
		3000	Cast Iron	8.12689.179	8.12688.179	Delrin, Roller	13 1/2	8 7/8	35 3/4		
		3500	Phenolic	8.12689.379	8.12688.379	Delrin, Roller	13 1/2	8 7/8	24 3/4		
Moldon Polyurethane (Cast Iron Core)	8.12689.979.7		8.12688.979.7	Delrin, Roller	13 1/2	8 7/8	40				

Roller Bearing Options: Metal cage roller bearing (Specify **WB29**).
Roller Bearing Washer Options: Metal thrust & retainer washers (Specify **WSR1**).
Delrin Bearing Options: For standard two-piece bearing change ninth digit to "1" (Example: 712679.981).

8 SERIES

Pemco Shopping Cart Casters

- Bright zinc plated finish to prevent corrosion
- Hardened, heat treated raceways and yoke assembly, sealed for added protection
- 1/2"-13" x 1" long threaded stem



Shopping Cart Fork

Recommended for use by the largest retailers and grocers.

Wheel Dia.	Tread Width	Capacity Each (Pounds)	Load Height Inches	Model Number	Approx. Weight lbs
5"	1 1/4"	250	5 7/8	65300	5/8



PolyKat™

Wheel Dia.	Tread Width	Wheel Type	Capacity Each (Pounds)	Load Height Inches	Wheel Bearing	Model Number	Approx. Weight lbs	Axle Style
5"	1 1/4"	Polyurethane	250	5 7/8	Sealed Ball Bearing	77520E	1 5/8	Bolted

PolyKat™ DSB Shopping Cart Casters

Recommended and used by the largest retailers and grocers

5"	1 1/4"	Polyurethane	250	5 7/8	Sealed Ball Bearing	77520E	1 5/8	Bolted
----	--------	--------------	-----	-------	---------------------	--------	-------	--------



KasterKat®

KasterKat® DSB Shopping Cart Casters –The original “Red Ring” wheel

5"	1 1/4"	Polyurethane	250	5 7/8	Sealed Ball Bearing	77679E	1 5/8	Bolted
----	--------	--------------	-----	-------	---------------------	--------	-------	--------

Shopping Cart Replacement Wheels

Wheel Dia.	Tread Width	Wheel Type	Capacity Each (Pounds)	Bearing Bore	Model Number	Approx. Weight lbs
5"	1 1/4"	PolyKat™ DSB Polyurethane	250	5/16	83122E	1
		PolyKat™ CDT Anti-Static Polyurethane	250	5/16	83184E	1
		PolyKat™ Self-Decelerating DSB Needs No Adjusting	250	5/16	83190E	1
		KasterKat® DSB Polyurethane	250	5/16	83119E	1



PolyKat™



PolyKat™ CDT



PolyKat™ Self-Decelerating



KasterKat®

Casters for Special Applications

With more than 35,000 different casters, Colson probably has the caster you need as standard. However, if you have a unique problem that requires a special caster, Colson engineers will work with you to design a practical solution. Contact us with your special requirements.



Available in zinc and black oxide finishes with a polyurethane spring. Fits most Colson 2-Series wheel types and diameter sizes from 2.5" through 5".



Special threaded stem caster used on food service equipment (030891.77980 brake model, 03089.06177980 non-brake model).



Plain stem caster with 2" diameter wheel for use on mobile safety ladders (03001.71178694 black tread model, 03001.88182698 grey tread model).



Caster with conductive rubber wheel used on missile stands.



Ergonomically friendly Evolution™ Casters are excellent for automotive and aviation industries.



Shock absorbing caster used on floor cleaning machines (03164.95 fork model, 03164.96 complete caster).

SPECIALTY CASTERS

Business Machine Casters

Standard Features

- Corrosion resistant Zinc finish
- Hardened double ball raceways
- Operating temperature rating -45°F to 180°F
- Ultra-tough, thermoplastic wheel, resists hard impacts and supports high dynamic loads



500 lb model

700 lb model

1200 lb model

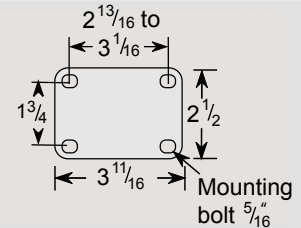
Performance Options

Caster Brake

Consult factory for Brake Options.

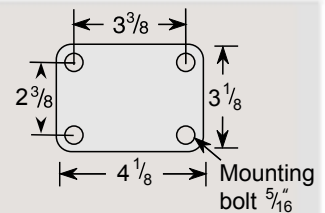
Business Machine Casters • 500 lb Top Plate

Wheel Dia.	Tread Width	Capacity Each (Pounds)	Wheel Descriptions	Wheel Bearing	Swivel Top Plate Caster Models	Load Height	Swivel Radius	Weight lbs
3"	1 ¹³ / ₁₆ "	500	Glass Filled Nylon	Roller	S4.3305.351	4 ¹ / ₈	2 ³ / ₄	2 ¹ / ₄



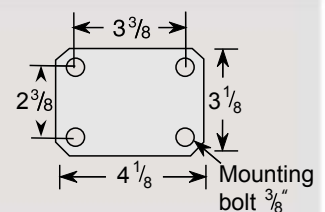
Business Machine Casters • 700 lb Top Plate

Wheel Dia.	Tread Width	Capacity Each (Pounds)	Wheel Descriptions	Wheel Bearing	Swivel Top Plate Caster Models	Load Height	Swivel Radius	Weight lbs
3"	1 ¹³ / ₁₆ "	700	Glass Filled Nylon	Roller	S4.3307.351	4 ¹ / ₈	2 ³ / ₄	2 ¹ / ₂



Business Machine Casters • 1200 lb Top Plate

Wheel Dia.	Tread Width	Capacity Each (Pounds)	Wheel Descriptions	Wheel Bearing	Swivel Top Plate Caster Models	Load Height	Swivel Radius	Weight lbs
3"	1 ¹³ / ₁₆ "	1200	Glass Filled Nylon	Roller	S4.3312.351	4 ¹ / ₈	2 ¹ / ₂	3



SPECIALTY CASTERS

NEXT GENERATION NYLON (NG) AND NYLON PLUS STAINLESS (NS)

TOP PLATE MODELS

FREE SWIVEL • TOTAL LOCK • DIRECTION LOCK



- APPLICATIONS**
- Food Service Equipment
 - Case Carts
 - Utility Carts
 - Medical Equipment
 - Institutional Equipment
 - Hospital Carts
 - Animal Cage Carts



Custom Colors Available



Precision sealed ball bearing raceway design for smooth, quiet maintenance free ride.

- FEATURES**
- Maintenance free
 - Sealed precision bearing raceway, smooth and quiet
 - Total Lock Brake models lock both swivel and wheel
 - Directional lock models lock swivel only (helps with steering)
 - Wheels feature sealed precision ball bearings and full thread guards
 - Resistance to most chemicals
 - Zinc plated top plate
 - Recessed axle with plastic cap covers

Our NG series is made of glass filled nylon for added strength and durability. Precision ball bearings are insert molded into the swivel raceway.

Our NS series is similar to NG Series but with the added benefit of 304 stainless components making it excellent for wet environments.

SWIVEL TOP PLATE MODELS

Precision sealed ball bearing raceway design for smooth, quiet maintenance free ride.

Wheel Diameter (Inches)	Tread Width (Inches)	Wheel Description	Capacity (Lbs)	Load Height Inches (mm)	Swivel Radius Inches (mm)	Wheel Bearing	Model Number
3	1-1/4	QuikStart TPR	200	4-1/4" (108)	2-13/16" (72)	Precision Ball	NG-03QDP-125-SW-TP01
3	1-1/4	QuikStart TPR	200	4-1/4" (108)	2-13/16" (72)	Plain	NG-03QDO-125-SW-TP01
3	1-1/4	Anti-Microbial TPR	200	4-1/4" (108)	2-13/16" (72)	Precision Ball	NG-03AMP-125-SW-TP01
4	1-1/4	QuikStart TPR	275	5-3/4" (146)	3-7/16" (87)	Precision Ball	NG-04QDP-125-SW-TP01
4	1-1/4	Anti-Microbial TPR	275	5-3/4" (146)	3-7/16" (87)	Precision Ball	NG-04AMP-125-SW-TP01
5	1-1/4	Santoprene	260	6-7/8" (174)	4" (102)	Precision Ball	NG-05RPP-125-SW-TP01
5	1-1/4	QuikStart TPR	325	6-7/8" (174)	4" (102)	Precision Ball	NG-05QDP-125-SW-TP01
5	1-1/4	Anti-Microbial TPR	325	6-7/8" (174)	4" (102)	Precision Ball	NG-05AMP-125-SW-TP01
6	1-1/4	QuikStart TPR	325	7-11/16" (195)	4-9/16" (116)	Precision Ball	NG-06QDP-125-SW-TP01
6	1-1/4	QuikStart TPR	325	7-11/16" (195)	4-9/16" (116)	Plain	NG-06QDO-125-SW-TP01
6	1-1/4	Anti-Microbial TPR	325	7-11/16" (195)	4-9/16" (116)	Precision Ball	NG-06AMP-125-SW-TP01

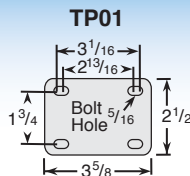


Swivel Top Plate Total Lock Models, change 11th and 12th digits to **TL**. (Example: NG-03QDP-125-**TL**-TP01)
Swivel Top Plate Directional Lock Models, change 11th and 12th digits to **DL**. (Example: NG-03QDP-125-**DL**-TP01)
For Nylon Plus Stainless, change 1st and 2nd digits to **NS**. (Example: **NS**-03QDP-125-SW-TP01)
Anti-Static models available! Change Series code from "NG" to "NA". Example: **NA**-03QDP-125-SW-TP01
Rigid model available for 5" and 6" diameter wheels. Change SW to RG.

316SS fittings available for non-magnetic applications. Consult factory.

TOP PLATE FITTING

Swivel Top Plate Pattern



Anti-Static



Stainless



Total Lock



Directional Lock



SPECIALTY CASTERS

NEXT GENERATION NYLON (NG) AND NYLON PLUS STAINLESS (NS)

GRIP RING STEM MODELS

FREE SWIVEL • TOTAL LOCK • DIRECTION LOCK



- APPLICATIONS**
- Food Service Equipment
 - Case Carts
 - Utility Carts
 - Medical Equipment
 - Institutional Equipment
 - Hospital Carts
 - Animal Cage Carts

- FEATURES**
- Maintenance free
 - Sealed precision bearing raceway, smooth and quiet
 - Total Lock Brake models lock both swivel and wheel
 - Directional lock models lock swivel only (helps with steering)
 - Wheels feature sealed precision ball bearings and full thread guards
 - Resistance to most chemicals
 - Zinc plated top plate
 - Recessed axle with plastic cap covers



Custom Colors Available



Precision sealed ball bearing raceway design for smooth, quiet maintenance free ride.

Our NG series is made of glass filled nylon for added strength and durability. Precision ball bearings are insert molded into the swivel raceway.

Our NS series is similar to NG series but with the added benefit of 304 stainless components making it excellent for wet environments.

GRIP RING STEM MODELS

Precision sealed ball bearing raceway design for smooth, quiet maintenance free ride.

Wheel Diameter (Inches)	Tread Width (Inches)	Wheel Description	Capacity (Lbs)	Load Height Inches (mm)	Swivel Radius Inches (mm)	Wheel Bearing	Model Number
3	1-1/4	QuikStart TPR	200	4-7/32" (107)	2-13/16" (72)	Precision Ball	NG-03QDP-125-SW-____
3	1-1/4	QuikStart TPR	200	4-7/32" (107)	2-13/16" (72)	Plain	NG-03QDO-125-SW-____
3	1-1/4	Anti-Microbial TPR	200	4-7/32" (107)	2-13/16" (72)	Precision Ball	NG-03AMP-125-SW-____
4	1-1/4	QuikStart TPR	275	5-13/32" (137)	3-7/16" (87)	Precision Ball	NG-04QDP-125-SW-____
4	1-1/4	Anti-Microbial TPR	275	5-13/32" (137)	3-7/16" (87)	Precision Ball	NG-04AMP-125-SW-____
5	1-1/4	Santoprene	260	6-1/2" (165)	4" (102)	Precision Ball	NG-05RPP-125-SW-____
5	1-1/4	QuikStart TPR	325	6-1/2" (165)	4" (102)	Precision Ball	NG-05QDP-125-SW-____
5	1-1/4	Anti-Microbial TPR	325	6-1/2" (165)	4" (102)	Precision Ball	NG-05AMP-125-SW-____
6	1-1/4	QuikStart TPR	325	7-1/2" (191)	4-9/16" (116)	Precision Ball	NG-06QDP-125-SW-____
6	1-1/4	QuikStart TPR	325	7-1/2" (191)	4-9/16" (116)	Plain	NG-06QDO-125-SW-____
6	1-1/4	Anti-Microbial TPR	325	7-1/2" (191)	4-9/16" (116)	Precision Ball	NG-06AMP-125-SW-____



Grip Ring Stem Total Lock Models, change 11th and 12th digits to **TL**. (Example: NG-03QDP-125-TL-____)

Grip Ring Stem Directional Lock Models, change 11th and 12th digits to **DL**. (Example: NG-03QDP-125-DL-____)

Anti-Static models available! Change Series code from "NG" to "NA". Example: NA-03QDP-125-SW-GR02



Specify Grip Ring Stem (GR) code, see fittings below for dimensions.

GRIP RING STEM FITTINGS

GR02	GR04	GR05	GR07	GR09	GR10
1-7/16"	1-5/8"	1-5/8"	1-7/8"	2-3/16"	1-3/8"
7/16"	5/8"	3/4"	1"	.845"	7/16"



Hollow kingpin models designed for 3/8" I.D. fittings available. Specify HKU4 for 3" models or HKU1 for 4" to 6" models. Caster comes unassembled to make it easy to add your choice of fittings (Example NA-03QDP-125-SW-HKU4).



SPECIALTY CASTERS

NEXT GENERATION NYLON (NG) AND NYLON PLUS STAINLESS (NS)

THREADED STEM MODELS

FREE SWIVEL • TOTAL LOCK • DIRECTION LOCK



- APPLICATIONS**
- Food Service Equipment
 - Case Carts
 - Utility Carts
 - Medical Equipment
 - Institutional Equipment
 - Hospital Carts
 - Animal Cage Carts



Custom Colors Available



Precision sealed ball bearing raceway design for smooth, quiet maintenance free ride.

- FEATURES**
- Maintenance free
 - Sealed precision bearing raceway, smooth and quiet
 - Total Lock Brake models lock both swivel and wheel
 - Directional lock models lock swivel only (helps with steering)
 - Wheels feature sealed precision ball bearings and full thread guards
 - Resistance to most chemicals
 - Zinc plated top plate
 - Recessed axle with plastic cap covers

Our NG series is made of glass filled nylon for added strength and durability. Precision ball bearings are insert molded into the swivel raceway.

Our NS series is similar to NG Series but with the added benefit of 304 stainless components making it excellent for wet environments.

THREADED STEM MODELS

Precision sealed ball bearing raceway design for smooth, quiet maintenance free ride.

Wheel Diameter (Inches)	Tread Width (Inches)	Wheel Description	Capacity (Lbs)	Load Height Inches (mm)	Swivel Radius Inches (mm)	Wheel Bearing	Model Number
3	1-1/4	QuikStart TPR	200	4-7/32" (107)	2-13/16" (72)	Precision Ball	NG-03QDP-125-SW-____
3	1-1/4	QuikStart TPR	200	4-7/32" (107)	2-13/16" (72)	Plain	NG-03QDO-125-SW-____
3	1-1/4	Anti-Microbial TPR	200	4-7/32" (107)	2-13/16" (72)	Precision Ball	NG-03AMP-125-SW-____
4	1-1/4	QuikStart TPR	275	5-13/32" (137)	3-7/16" (87)	Precision Ball	NG-04QDP-125-SW-____
4	1-1/4	Anti-Microbial TPR	275	5-13/32" (137)	3-7/16" (87)	Precision Ball	NG-04AMP-125-SW-____
5	1-1/4	Santoprene	260	6-1/2" (165)	4" (102)	Precision Ball	NG-05RPP-125-SW-____
5	1-1/4	QuikStart TPR	325	6-1/2" (165)	4" (102)	Precision Ball	NG-05QDP-125-SW-____
5	1-1/4	Anti-Microbial TPR	325	6-1/2" (165)	4" (102)	Precision Ball	NG-05AMP-125-SW-____
6	1-1/4	QuikStart TPR	325	7-1/2" (191)	4-9/16" (116)	Precision Ball	NG-06QDP-125-SW-____
6	1-1/4	QuikStart TPR	325	7-1/2" (191)	4-9/16" (116)	Plain	NG-06QDO-125-SW-____
6	1-1/4	Anti-Microbial TPR	325	7-1/2" (191)	4-9/16" (116)	Precision Ball	NG-06AMP-125-SW-____



Threaded Stem Total Lock Models, change 11th and 12th digits to **TL**. (Example: NG-03QDP-125-TL-____)
Threaded Stem Directional Lock Models, change 11th and 12th digits to **DL**. (Example: NG-03QDP-125-DL-____)
For Nylon Plus Stainless, change 1st and 2nd digits to **NS**. (Example: **NS**-03QDP-125-SW-____)
Anti-Static models available! Change Series code from "NG" to "NA". Example: **NA**-03QDP-125-SW-TP01

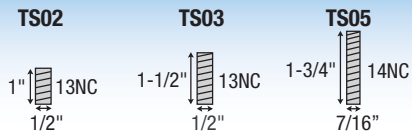
316SS fittings available for non-magnetic applications. Consult factory.

Our Directional Lock casters are designed to lock the swivel but not the wheel allowing you to steer your equipment. The directional lock feature is designed to break free under heavier load when the unit is traversing a corner only to lock back into position when the unit resumes a straight course.

Specify Threaded Stem (TS) code, see fittings at left for dimensions:

THREADED STEM FITTINGS

Easy to install stem. Consult factory for additional fitting options.

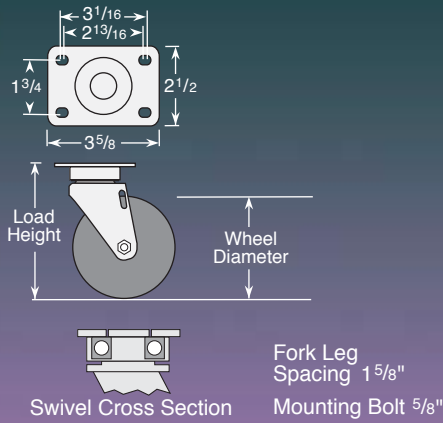


2 Series Stainless Steel Precision

Capacity up to 350 lbs each

- Ergonomically friendly and durable stainless steel precision swivel raceway for maximum roll and swivel ease
- Stainless steel finish of all component parts handles the most punishing, corrosive conditions
- Maintenance free, permanently sealed, precision bearing in metal housing
- Zero end play of swivel mechanism
- 5/32" steel top plate for maximum durability
- High Impact Strength

Top Plate Swivel & Rigid



Typical Applications

Typical applications include medical applications, autoclave operations or where wash down of equipment is required.

Wheel Selection



PERFORMA
FLAT TREAD



POLYOLEFIN



TPE
HI-TEMP



THERMOTECH®



THERMO



POLYURETHANE
HI-TECH

2 SERIES STAINLESS STEEL PRECISION · Capacity up to 350 lbs

Wheel Dia.	Tread Width	Capacity Each (Pounds)	Wheel Descriptions	Wheel Bearing	Swivel Top Plate Caster Models	Rigid Top Plate Caster Models	Load Height	Swivel Radius	Weight (Pounds)
5"	1 1/4"	250	ThermoTech	Teflon	2.X5456.613H	2.05448.613H	6 ³ / ₁₆ "	3 ¹³ / ₁₆ "	2 ¹ / ₄
		275	Polyolefin	Precision Ball	2.X5456.544	2.05448.544	6 ³ / ₁₆ "	3 ¹³ / ₁₆ "	2 ⁵ / ₈
			Polyurethane HI-TECH	Delrin	2.X5456.944	2.05448.944	6 ³ / ₁₆ "	3 ¹³ / ₁₆ "	2 ⁵ / ₈
			Performa Rubber (Flat Tread)	Delrin	2.X5456.444	2.05448.444	6 ³ / ₁₆ "	3 ¹³ / ₁₆ "	2 ³ / ₄
		300	Thermo	Plain	2.X5456.52HT	2.05448.52HT	6 ³ / ₁₆ "	3 ¹³ / ₁₆ "	2 ³ / ₄
			TPE Hi-Temp	Precision Ball	2.X5456.414H	2.05448.414H	6 ³ / ₁₆ "	3 ¹³ / ₁₆ "	2 ¹ / ₄
6"	1 1/4"	250	ThermoTech	Teflon	2.X6456.613H	2.06448.613H	7 ¹ / ₄ "	4 ⁷ / ₁₆ "	2 ¹ / ₂
		350	TPE Hi-Temp	Precision Ball	2.X6456.414H	2.06448.414H	7 ¹ / ₄ "	4 ⁷ / ₁₆ "	2 ¹ / ₂

SPECIALTY CASTERS

Colson Kick Stop® Casters

Standard Features

- Foot brake easily engaged; mechanically locks both swivel and wheel rotation
- Strong pressure diecast metal construction for lasting performance and maximum reliability
- Precision axle built to exacting tolerances for smooth operation and extended service life
- Aluminum die cast body and wheel centers
- Standard finish is white or ball burnished and lacquered



Kick Stop Casters

Colson Kick Stop casters give you the benefits of twin-wheel design with the convenience of a foot brake to lock both wheel and swivel simultaneously. This modern design features two wheels that spin independently of each other for easier turning in tight spots and for improved stability. Custom colors are available to match your equipment (Consult factory).

Applications

- Medical and diagnostic equipment
- Computer equipment
- Electronic equipment
- High-tech products

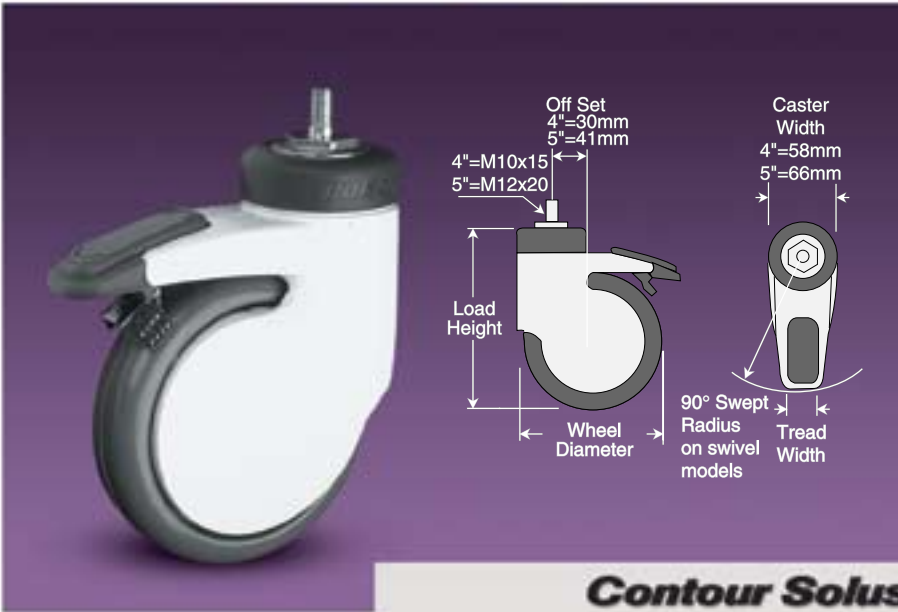
Kick Stop Casters • Capacity up to 175 lbs

Wheel Diameter	Tread Width	Capacity Per Caster	Wheel Type	Bearing	Model Number		Fitting Type	Approx. Wt. Ea.	Load Height	Swivel Radius
					Kick Stop	Free Swivel				
3" 75mm	19/32" (15mm)	132lbs (70kg)	Grey Polyurethane	Delrin	2.3502.409.8	2.3504.409.8	Threaded M10x1.5mm x15mm long	.77 lb (.35kg)	3 ³⁷ / ₆₄ " (91mm)	2 ⁹ / ₁₆ " (65mm)
			Black Polyurethane	Delrin	2.3502.409.7	2.3504.409.7				
4" 100mm	19/32" (15mm)	132lbs (70kg)	Black Rubber (Anti-static)	Roller	2.4502.409.4	2.4504.409.4	Threaded M12x1.75mm x20mm long	1.78 lbs (.81kg)	4 ³ / ₄ " (120mm)	Total Lock 3 ⁹ / ₁₆ " (90mm) Swivel 3 ¹ / ₈ " (79mm)
			Grey Rubber	Roller Delrin	2.4502.409.1 2.4502.401.1	2.4504.409.1 2.4504.401.1				
5" 125mm	5/8" (16mm)	175lbs (80kg)	Black Rubber (Anti-static)	Roller	2.5502.409.4	2.5504.409.4	Threaded M16x2mm x20mm long	3 lbs (1.36kg)	5 ¹³ / ₁₆ " (148mm)	Total Lock and Swivel 4 ³ / ₁₆ " (106mm)
			Grey Rubber	Roller Delrin	2.5502.409.1 2.5502.401.1	2.5504.409.1 2.5504.401.1				

Note: Kick Stop casters have improved load capacity with harder wheel types. Consult factory. Changes to above caster specifications can be considered to suit individual requirements. Such modifications may depend on the size of order and are subject to special quotation and delivery. All specifications and dimensions are accurate for present manufacture but subject to change without notice. Kick Stop casters are covered by worldwide patents and designs.

SPECIALTY CASTERS

Contour Solus Casters



Standard Features

- Foot brake easily engaged; mechanically locks both swivel and wheel rotation
- Aluminum shell hides nuts and bolts
- Quiet operation
- Precision axle built to exacting tolerance for smooth operation and extended life
- Precision bearings reduce maintenance and improve maneuverability
- Choose from a wide variety of colors

Contour Solus Casters

These Euro-Design casters combine a sleek, modern look with the functionality of the Total Lock brake mechanism. With a simple press of the foot, you can lock both wheel and swivel simultaneously in any position. Another press of the foot releases the caster for free swiveling and rolling ease in any direction (Free swivel models also are available which have no braking action).

The unique shell design of the Contour Solus helps keep dirt out of the internal mechanism of the caster for a long service life. For routine maintenance, the outer shell can be removed from the caster for access to the internal braking mechanism.

Applications:

- Medical and diagnostic equipment
- Computer equipment
- Electronic equipment
- High-tech products

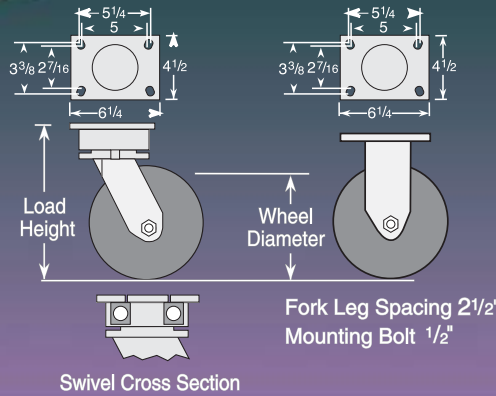
Contour Solus Casters • Capacity up to 242 lbs

Wheel Diameter	Tread Width	Capacity Per Caster	Wheel Type	Bearing	Model Number		Fitting Type	Approx. Wt. ea.	Load Height	Swivel Radius
					Kick Stop	Free Swivel				
4" 100mm	1 ¹⁵ / ₃₂ " (30mm)	220lbs (100kg)	Grey Polyurethane	Sealed Precision	32-4402-404-64-700-85	32-4404-404-64-01-85	M10 x 15 mm long screwed pin fixing	1 ⁵ / ₈ lbs (.79kg)	5 ¹⁹ / ₃₂ " (142mm)	3 ¹⁵ / ₁₆ " (100mm)
5" 125mm	1 ²¹ / ₃₂ " (32mm)	242lbs (110kg)	Grey Polyurethane	Sealed Precision	32-5402-404-07-700-85	32-5404-404-07-01-85	M12 x 20 mm long screwed pin fixing	2 ⁵ / ₈ lbs (1.30kg)	6 ¹³ / ₁₆ " (173mm)	4 ¹⁵ / ₁₆ " (125mm)

Evolution® Casters

Capacity up to 1,400 lbs each • 7 Series

Top Plate Swivel & Rigid



- Unique nickel plated finish
- Designed for dynamic towing applications
- Maintenance free, precision swivel raceway
- 5/16" steel top plate for maximum durability
- Fork legs 5/16" thick 2-1/2" wide
- 1/2" hollow axle with grease zerk and lock nut
- Excellent for automotive, tire manufacturing and aviation industries

About Evolution®

Introducing **EVOLUTION®** from Colson, the industry's toughest maintenance free caster for harsh towing applications. Automotive, tire manufacturers, and anyone who needs a caster that can hold up in dynamic towing applications will be especially interested in this product.

The notched yoke base is made from 1045 hot drop forged steel which means strength and dependability in this very robust fork. The precision radial bearing is large 3 1/2" in diameter and is sealed on both sides for an exceptionally smooth swivel. This fork makes up part of an ergonomically friendly caster that confidently handles shock loads, easily starts and stops, effortlessly moves over thresholds, and reliably negotiates uneven surfaces.

Wheel Selection



Evolution® · Top Plate Swivel & Rigid · Capacity up to 1,400 lbs

Wheel Dia.	Tread Width	Capacity Each (Pounds)	Wheel Descriptions	Swivel Top Plate Roller Bearing Caster Models	Rigid Top Plate Roller Bearing Caster Models	Optional Bearings (Order information below chart)	Load Height	Swivel Radius
8"	2"	500	Performa Rubber (Conductive/Flat)	7.08579.459 COND	7.08578.459 COND	Ball	10 ¹ / ₄	6 ¹ / ₄
			Performa Rubber (Conductive/Round)	7.08579.559 COND	7.08578.459 COND	Ball	10 ¹ / ₄	6 ¹ / ₄
			Moldon Rubber (Cast iron core)	7.08579.649.7	7.08578.649.7	Delrin	10 ¹ / ₄	6 ¹ / ₄
		600	Performa Rubber (Round/Grey)	7.08579.559	7.08578.559	Delrin, Ball, Prec. Ball	10 ¹ / ₄	6 ¹ / ₄
			Performa Rubber (Flat/Black)	7.08579.459.2	7.08578.459.2	Delrin, Ball, Prec. Ball	10 ¹ / ₄	6 ¹ / ₄
			Performa Rubber (Flat/Grey)	7.08579.459	7.08578.459	Delrin, Ball, Prec. Ball	10 ¹ / ₄	6 ¹ / ₄
		900	Polyolefin	7.08579.839	7.08578.839	Delrin, Plain	10 ¹ / ₄	6 ¹ / ₄
			1000	Polyurethane HI-TECH	7.08579.929	7.08578.929	Delrin	10 ¹ / ₄
		1200	Endura Solid Elastomer	7.08579.839 EN	7.08578.839.EN	Delrin, Prec. Ball	10 ¹ / ₄	6 ¹ / ₄
			Triumph (Round)*	7.08579.96TF	7.08578.96TF	Prec. Ball	10 ¹ / ₄	6 ¹ / ₄
			Maxim	7.08579.539	7.08578.539	Delrin, Bronze	10 ¹ / ₄	6 ¹ / ₄
			Moldon Polyurethane (Aluminum core)	7.08579.939	7.08578.939	Delrin	10 ¹ / ₄	6 ¹ / ₄
			Moldon Polyurethane (Cast iron core)	7.08579.949.7	7.08578.949.7	Delrin	10 ¹ / ₄	6 ¹ / ₄
			Triumph (Crown)*	7.08579.949.7	7.08578.949.7	Delrin	10 ¹ / ₄	6 ¹ / ₄
			Moldon Nylon	7.08579.939.3	7.08578.939.3	Delrin	10 ¹ / ₄	6 ¹ / ₄
			Phenolic	7.08579.339	7.08578.339	Delrin	10 ¹ / ₄	6 ¹ / ₄
Cast Iron	7.08579.139		7.08578.139	Delrin	10 ¹ / ₄	6 ¹ / ₄		
1400								

Precision ball bearings recommended for tow-line applications. Consult factory for special towing and brake requirements.



See pages 88-89

SPECIALTY CASTERS

Performa Rubber Wheels



Get the rolling and swiveling ease of a hard tread wheel and the smooth, quiet ride of a soft tread wheel.

- **Absorbs shock to provide a cushion ride that protects your equipment, cargo and floors**
- **Superior impact resistance (better than cast iron core moldon rubber wheels)**
- **Resists “flat spotting” even when equipment rests under a load over time**
- **Silent operating to prevent distracting and annoying wheel noise**
- **Handles tough environments (inside or outside) without corrosion**
- **Maximum low temperature flexibility for superior performance even in freezing temperatures**
- **Maximum resistance to chemicals, acids, bases, alcohols, water and steam**
- **Makes your equipment easier to handle and more responsive**
- **Lasting performance even in the most punishing applications**



USE THE PERFORMA WHEEL IN APPLICATIONS

- **Factories**
- **Hospitals**
- **Schools**
- **Restaurants**
- **Warehouses**
- **And more!**

The applications are endless. Performa wheels are at home any place equipment must move easily and efficiently. Colson Performa is truly a multi-purpose wheel loaded with maximum performance features.

Custom Colors Available (Consult Factory)



Conductive Wheels Available



Maximum impact resistance and shock absorption help protect equipment, cargo and floors



Performa wheels handle tough environments—inside or outside, in hot or cold temperatures—without corrosion.



Performa wheels reject floor debris including metal shavings, chips, sand and gravel.



WHEEL SELECTION

Performa Rubber Wheels

Capacity up to 325 lbs each • 1-2 SERIES • Flat Grey Tread



Performa wheels offer the advantages of both hard and soft tread materials in a single wheel. Like a hard tread wheel, Performa rolls easily and is very durable. Like a soft tread wheel, it rolls quietly, protects floors and resists impacts with a cushion ride. It also features maximum weatherability, low temperature flexibility, resistance to chemicals, water and steam, and rejects floor debris

such as metal shavings. Non-marking thermoplastic elastomer tread is permanently bonded to durable polyolefin wheel core.

Temperature range: -45°F to +180°F intermittent service (120° continuous service).

Hardness: 65(±5) Durometer Shore A scale.

Wheel Dia.	Tread Width	Capacity Each (Pounds)	Bearing	Wheel Model Number	Wheel			Spanner Bushing		Thread Guard TG1: Metal TG2: Plastic	Weight (Pounds)
					Bearing Bore	Bore Less Bearing	Hub Length	Bore	Length		
1 5/8"	7/8"	60	Delrin	1.00001.441	5/16"	1/2"	1 1/32"	-	-	-	1/4
2"	7/8"	75	Delrin	1.00002.441	5/16"	1/2"	1 1/32"	-	-	-	1/4
2 1/2"	1 1/4"	140	Delrin	2.00002.441	1/2"	29/32"	17/16"	3/8"	1 1/2"	-	1/4
			Ball	2.00002.445	3/8"	-	1 1/2"	-	-	-	3/8
3"	7/8"	125	Delrin	1.00003.441	7/16"	39/64"	1 1/32"	5/16"	1 7/64"	TG1: 57852.03	1/4
3 1/2"	1 1/4"	250	Delrin	2.00003.441	1/2"	29/32"	17/16"	3/8"	1 1/2"	TG1: 57854.01	3/8
			Ball	2.00003.445	3/8"	-	1 1/2"	-	-	TG2: 57852.39	1/2
4"	7/8"	135	Delrin	1.00004.441	7/16"	39/64"	1 1/32"	5/16"	1 7/64"	-	1/4
	1 1/4"	300	Delrin	2.00004.441	1/2"	29/32"	17/16"	3/8"	1 1/2"	TG1: 57854.01	5/8
			Ball	2.00004.445	3/8"	-	1 1/2"	-	-		3/4
5"	7/8"	145	Delrin	1.00005.441	7/16"	39/64"	1 1/32"	5/16"	1 7/64"	TG2: 57852.42	1/4
	1 1/4"	325	Delrin	2.00005.441	1/2"	29/32"	17/16"	3/8"	1 1/2"	TG1: 57866.03	3/4
			Ball	2.00005.445	3/8"	-	1 1/2"	-	-		TG2: 57852.43

WHEEL SELECTION



Capacity up to 250 lbs each • 2 SERIES • Round Grey Tread

Wheel Dia.	Tread Width	Capacity Each (Pounds)	Bearing	Wheel Model Number	Wheel			Spanner Bushing		Thread Guard TG1: Metal TG2: Plastic	Weight (Pounds)
					Bearing Bore	Bore Less Bearing	Hub Length	Bore	Length		
3 1/2"	1 5/16"	210	Delrin	2.00003.561	1/2"	29/32"	17/16"	3/8"	1 1/2"	-	1/2
			Ball	2.00003.565	3/8"	-	1 1/2"	-	-	-	5/8
5"	1 5/16"	250	Delrin	2.00005.561	1/2"	29/32"	17/16"	3/8"	1 1/2"	TG1: 57854.01	7/8
			Ball	2.00005.565	3/8"	-	1 1/2"	-	-	TG2: 57852.39	1

WHEEL OPTIONS

- Delrin Bearing Less Bushing: Specify "WB01B"
- Thread Guards: Specify "TG1" (metal), "TG2" (plastic)
- Custom colors to match your equipment (consult factory)

Performa Rubber Wheels

Capacity up to 675 lbs each • 3-5 SERIES • Flat Grey Tread

Performa wheels offer the advantages of both hard and soft tread materials in a single wheel. Like a hard tread wheel, Performa rolls easily and is very durable. Like a soft tread wheel, it rolls quietly, protects floors and resists impacts with a cushion ride. It also features maximum weatherability, low temperature flexibility, resistance to chemicals, water and steam, and rejects floor debris

such as metal shavings. Non-marking thermoplastic elastomer tread is permanently bonded to durable polyolefin wheel core.

Temperature range: -45°F to +180°F intermittent service (120° continuous service).

Hardness: 65(±5) Durometer Shore A scale.



WHEEL SELECTION

Wheel Dia.	Tread Width	Capacity Each (Pounds)	Bearing	Wheel Model Number	Wheel			Spanner Bushing		Thread Guard TG1: Metal TG2: Plastic	Weight (Pounds)	
					Bearing Bore	Bore Less Bearing	Hub Length	Bore	Length			
3"	1 1/2"	250	Delrin	3.00003.441	3/4"	1 3/16"	15/8"	3/8"	17/8"	-	3/4	
			Roller	3.00003.449	3/4"	1 3/16"	15/8"	3/8"	17/8"	-	1	
			Delrin	4.00003.441	3/4"	1 3/16"	15/8"	1/2"	27/16"	-	3/4	
			Roller	4.00003.449	3/4"	1 3/16"	15/8"	1/2"	27/16"	-	1	
4"	1 1/2"	325	Delrin	3.00004.441	3/4"	1 3/16"	15/8"	3/8"	17/8"	-	1	
			Roller	3.00004.449	3/4"	1 3/16"	15/8"	3/8"	17/8"	-	1 1/4	
			Delrin	4.00004.441	3/4"	1 3/16"	15/8"	1/2"	27/16"	-	1	
			Roller	4.00004.449	3/4"	1 3/16"	15/8"	1/2"	27/16"	-	1 1/4	
	2"	400	Delrin	5.00004.451	3/4"	1 3/16"	2 3/16"	1/2"	27/16"	-	1 1/4	
			Roller	5.00004.459	3/4"	1 3/16"	2 3/16"	1/2"	27/16"	-	1 1/2	
			Ball	5.00004.465	1/2"	1 3/16"	27/16"	-	-	-	1 1/2	
5"	1 1/2"	350	Delrin	3.00005.441	3/4"	1 3/16"	15/8"	3/8"	17/8"	-	1 1/4	
			Roller	3.00005.449	3/4"	1 3/16"	15/8"	3/8"	17/8"	-	1 1/2	
			Delrin	4.00005.441	3/4"	1 3/16"	15/8"	1/2"	27/16"	-	1 1/4	
			Roller	4.00005.449	3/4"	1 3/16"	15/8"	1/2"	27/16"	-	1 1/2	
	2"	500	Ball	5.00005.465	1/2"	1 3/16"	27/16"	-	-	TG1: 57852.35	1 1/2	
			Delrin	5.00005.451	3/4"	1 3/16"	2 3/16"	1/2"	27/16"	TG2: 57852.34	1 1/2	
			Roller	5.00005.459	3/4"	1 3/16"	2 3/16"	1/2"	27/16"		1 1/2	
6"	1 1/2"	375	Delrin	3.00006.441	3/4"	1 3/16"	15/8"	3/8"	17/8"	-	1 1/2	
			Roller	3.00006.449	3/4"	1 3/16"	15/8"	3/8"	17/8"	-	1 3/4	
			Delrin	4.00006.441	3/4"	1 3/16"	15/8"	1/2"	27/16"	-	1 1/2	
			Roller	4.00006.449	3/4"	1 3/16"	15/8"	1/2"	27/16"	-	1 3/4	
	2"	500	Ball	5.00006.465	1/2"	1 3/16"	27/16"	-	-	TG1: 59042.07	1 3/4	
			Delrin	5.00006.451	3/4"	1 3/16"	2 3/16"	1/2"	27/16"	TG2: 57852.29	1 3/4	
			Roller	5.00006.459	3/4"	1 3/16"	2 3/16"	1/2"	27/16"		1 3/4	
8"	1 1/2"	500	Delrin	4.00008.441	3/4"	1 3/16"	15/8"	1/2"	27/16"	-	2 1/4	
			Roller	4.00008.449	3/4"	1 3/16"	15/8"	1/2"	27/16"	-	2 1/4	
		2"	675	Ball	5.00008.465	1/2"	1 3/16"	27/16"	-	-	TG1: 57852.04	2 1/2
				Delrin	5.00008.451	3/4"	1 3/16"	2 3/16"	1/2"	27/16"	TG2: 57852.30	2 1/2
				Roller	5.00008.459	3/4"	1 3/16"	2 3/16"	1/2"	27/16"		2 1/2

WHEEL OPTIONS

- Delrin Bearing Less Bushing: Specify **"WB01B"**
- 1-Piece Delrin Bearing with Bushing (2" tread width): Specify **"WB11"**
- 1-Piece Delrin Bearing less Bushing (2" tread width): Specify **"WB11B"**
- **PerformaPlus** Precision Sealed Ball Bearing (2" tread width): To order, change 8th digit in wheel model to **3**. Example 5.00006.435
- Metal cage roller bearing: Specify **"WB29"**
- Torrington style with Hytrel retainer (2" tread width): Specify **"WB19"**
- Roller Bearing less Bushing: Specify **"WB09B"**
- Roller bearing metal thrust & retainer washers: Specify **"WSR1"**
- Roller bearing sintered iron step washers: Specify **"WSR2"**
- Roller bearing sealed metal retainer washer: Specify **"WSR3"**
- Thread Guards: Specify **"TG1"** (metal), **"TG2"** (plastic)
- Custom colors to match your equipment (consult factory)

Performa Rubber Wheels

Capacity up to 1700 lbs each • 5-7 SERIES • Flat Black Tread



Performa wheels offer the advantages of both hard and soft tread materials in a single wheel. Like a hard tread wheel, Performa rolls easily and is very durable. Like a soft tread wheel, it rolls quietly, protects floors and resists impacts with a cushion ride. It also features maximum weatherability, low temperature flexibility, resistance to chemicals, water

and steam, and rejects floor debris such as metal shavings. Thermoplastic elastomer tread is permanently bonded to ribbed polyolefin wheel core.

Temperature range: -45°F to +180°F intermittent service (120° continuous service).

Hardness: 65(±5) Durometer Shore A scale.

Wheel Dia.	Tread Width	Capacity Each (Pounds)	Bearing	Wheel Model Number	Wheel			Spanner Bushing		Thread Guard TG1: Metal TG2: Plastic	Weight (Pounds)
					Bearing Bore	Bore Less Bearing	Hub Length	Bore	Length		
4"	2"	400	Ball	5.00004.465.2	1/2"	13/16"	27/16"	—	—	—	1 1/2
			Delrin	5.00004.451.2	3/4"	13/16"	23/16"	1/2"	27/16"	—	1 1/4
			Roller	5.00004.459.2	3/4"	13/16"	23/16"	1/2"	27/16"	—	1 1/2
5"	2"	500	Ball	5.00005.465.2	1/2"	13/16"	27/16"	—	—	TG1: 57852.35 TG2: 57852.34	1 1/2
			Delrin	5.00005.451.2	3/4"	13/16"	23/16"	1/2"	27/16"		1 1/2
			Roller	5.00005.459.2	3/4"	13/16"	23/16"	1/2"	27/16"		1 1/2
6"	2"	500	Ball	5.00006.465.2	1/2"	13/16"	27/16"	—	—	TG1: 59042.07 TG2: 57852.29	1 3/4
		600	Delrin	5.00006.451.2	3/4"	13/16"	23/16"	1/2"	27/16"		1 3/4
			Roller	5.00006.459.2	3/4"	13/16"	23/16"	1/2"	27/16"		1 3/4
8"	2"	500	Ball	5.00008.465.2	1/2"	13/16"	27/16"	—	—	TG1: 57852.04 TG2: 57852.30	2 1/2
		675	Delrin	5.00008.451.2	3/4"	13/16"	23/16"	1/2"	27/16"		2 1/2
			Roller	5.00008.459.2	3/4"	13/16"	23/16"	1/2"	27/16"		2 1/2
10"	2 1/2"	1000	Delrin	7.00010.451.2	1"	1 15/16"	3 1/4"	3/4"	3 1/2"	—	6
			Roller	7.00010.459.2	1"	1 15/16"	3 1/4"	3/4"	3 1/2"	—	6 1/4
12"	3"	1700	Delrin	7.00012.451.2	1"	1 15/16"	3 1/4"	3/4"	3 1/2"	—	7
			Roller	7.00012.459.2	1"	1 15/16"	3 1/4"	3/4"	3 1/2"	—	7 1/2

WHEEL OPTIONS

- Delrin Bearing Less Bushing: Specify **"WB01B"**
- 1-Piece Delrin Bearing with Bushing (2" tread width): Specify **"WB11"**
- 1-Piece Delrin Bearing less Bushing (2" tread width): Specify **"WB11B"**
- **PerformaPlus** Precision Sealed Ball Bearing (2" tread width): To order, change 8th digit in wheel model to **3**. Example 5.00006.435
- Metal cage roller bearing: Specify **"WB29"**
- Torrington style with Hytrel retainer (2" tread width): Specify **"WB19"**
- Roller Bearing less Bushing: Specify **"WB09B"**
- Roller bearing metal thrust & retainer washers: Specify **"WSR1"**
- Roller bearing sintered iron step washers: Specify **"WSR2"**
- Roller bearing sealed metal retainer washer: Specify **"WSR3"**
- Thread Guards: Specify **"TG1"** (metal), **"TG2"** (plastic)
- Custom colors to match your equipment (consult factory)

WHEEL SELECTION

Performa Rubber Wheels

Capacity up to 600 lbs each • 5 SERIES • Round Grey Tread

Performa wheels offer the advantages of both hard and soft tread materials in a single wheel. Like a hard tread wheel, Performa rolls easily and is very durable. Like a soft tread wheel, it rolls quietly, protects floors and resists impacts with a cushion ride. It also features maximum weatherability, low temperature flexibility, resistance to chemicals, water

and steam, and rejects floor debris such as metal shavings. Thermoplastic elastomer tread is permanently bonded to ribbed polyolefin wheel core.

Temperature range: -45°F to +180°F intermittent service (120° continuous service).

Hardness: 65(±5) Durometer Shore A scale.



Wheel Dia.	Tread Width	Capacity Each (Pounds)	Bearing	Wheel Model Number	Wheel			Spanner Bushing		Thread Guard TG1: Metal TG2: Plastic	Weight (Pounds)
					Bearing Bore	Bore Less Bearing	Hub Length	Bore	Length		
6"	2"	450	Ball	5.00006.565	1/2"	13/16"	27/16"	-	-	TG1: 59042.07 TG2: 57852.29	15/8
			Delrin	5.00006.551	3/4"	13/16"	23/16"	1/2"	27/16"		15/8
			Roller	5.00006.559	3/4"	13/16"	23/16"	1/2"	27/16"		15/8
8"	2"	500	Ball	5.00008.565	1/2"	13/16"	27/16"	-	-	TG1: 57852.04 TG2: 57852.30	2 1/4
		600	Delrin	5.00008.551	3/4"	13/16"	23/16"	1/2"	27/16"		2 1/4
			Roller	5.00008.559	3/4"	13/16"	23/16"	1/2"	27/16"		2 1/4

WHEEL OPTIONS

- Delrin Bearing Less Bushing: Specify **"WB01B"**
- 1-Piece Delrin Bearing with Bushing (2" tread width): Specify **"WB11"**
- 1-Piece Delrin Bearing less Bushing (2" tread width): Specify **"WB11B"**
- **PerformaPlus** Precision Sealed Ball Bearing : To order, change last 3 digits in model number to **"555"** Example: 5.00006.555
- Metal cage roller bearing: Specify **"WB29"**
- Torrington style with Hytrel retainer (2" tread width): Specify **"WB19"**
- Roller Bearing less Bushing: Specify **"WB09B"**
- Roller bearing metal thrust & retainer washers: Specify **"WSR1"**
- Roller bearing sintered iron step washers: Specify **"WSR2"**
- Roller bearing sealed metal retainer washer: Specify **"WSR3"**
- Thread Guards: Specify **"TG1"** (metal), **"TG2"** (plastic)
- Custom colors to match your equipment (consult factory)

WHEEL SELECTION

Performa Conductive Rubber Wheels

Capacity up to 250 lbs each • 2 SERIES • Flat Grey Tread

Many computer manufacturers and electronics companies require conductive wheels on assembly carts to eliminate static build-up and discharge. Although conductive caster wheels have existed for years, almost all of them mark floors. Colson has solved this problem with our new selection of Performa Conductive Wheels. These new models combine a soft cushion ride with a non-marking tread design. All wheels feature a cushion grey Performa tread bonded to a black

Polyolefin wheel core. Performa Conductive wheels have been rigorously tested and approved by an independent lab and meet the requirements of federal specification FF-C-88C. This specification requires an average electrical resistance of less than 250,000 ohms. For other wheel sizes, please consult factory for availability.

Hardness: 75 (±5) Durometer Shore A Scale



Wheel Dia.	Tread Width	Capacity Each (Pounds)	Bearing	Wheel Model Number	Wheel			Spanner Bushing		Thread Guard TG1: Metal TG2: Plastic	Weight (Pounds)
					Bearing Bore	Bore Less Bearing	Hub Length	Bore	Length		
2 1/2"	1 1/4"	125	Ball	2.00002.445 COND	3/8"	–	1 1/2"	–	–	–	3/8
3 1/2"	1 1/4"	225	Ball	2.00003.445 COND	3/8"	–	1 1/2"	–	–	–	1/2
4"	1 1/4"	250	Ball	2.00004.445 COND	3/8"	–	1 1/2"	–	–	–	3/4
5"	1 1/4"	250	Ball	2.00005.445 COND	3/8"	–	1 1/2"	–	–	–	7/8

Note: Extended delivery item. Consult Factory.



Capacity up to 250 lbs each • 2 SERIES • Round Grey Tread

Wheel Dia.	Tread Width	Capacity Each (Pounds)	Bearing	Wheel Model Number	Wheel			Spanner Bushing		Thread Guard TG1: Metal TG2: Plastic	Weight (Pounds)
					Bearing Bore	Bore Less Bearing	Hub Length	Bore	Length		
3 1/2"	1 5/16"	210	Ball	2.00003.565 COND	3/8"	–	1 1/2"	–	–	–	5/8
5"	1 5/16"	250	Ball	2.00005.565 COND	3/8"	–	1 1/2"	–	–	–	1

Note: Extended delivery item. Consult Factory.

IMPORTANT NOTICE

AS OIL IS INJURIOUS TO COMPOUNDS AND IMPAIRS THE ELECTRICAL CONDUCTIVITY OF THESE PRODUCTS, CONTACT WITH OIL SHOULD BE AVOIDED. CONDUCTIVE CHARACTERISTICS OF THE TREAD COMPOUNDS MAY DECREASE WITH, AMONG OTHER THINGS, SERVICE AND CONTACT WITH LUBRICANTS, WAXES, POLISHES AND CLEANING MATERIALS USED FOR FLOOR MAINTENANCE. SINCE COLSON HAS NO CONTROL OVER THESE CONDITIONS, NO WARRANTIES, EXPRESS OR IMPLIED, OF EITHER MERCHANTABILITY, FITNESS OR OTHERWISE WITH RESPECT TO THE CONTINUING LEVEL OF CONDUCTIVITY OF THE PRODUCT, ARE MADE.

Performa Conductive Rubber Wheels

Capacity up to 500 lbs each • 3-5 SERIES • Flat Grey Tread

Many computer manufacturers and electronics companies require conductive wheels on assembly carts to eliminate static build-up and discharge. Although conductive caster wheels have existed for years, almost all of them mark floors. Colson has solved this problem with our new selection of Performa Conductive Wheels. These new models combine a soft cushion ride with a non-marking tread design. All wheels feature a cushion grey Performa tread bonded to a black

Polyolefin wheel core. Performa Conductive wheels have been rigorously tested and approved by an independent lab and meet the requirements of federal specification FF-C-88C. This specification requires an average electrical resistance of less than 250,000 ohms. For other wheel sizes, please consult factory for availability.

Hardness: 75 (±5) Durometer Shore A Scale



Wheel Dia.	Tread Width	Capacity Each (Pounds)	Bearing	Wheel Model Number	Wheel			Spanner Bushing		Thread Guard TG1: Metal TG2: Plastic	Weight (Pounds)
					Bearing Bore	Bore Less Bearing	Hub Length	Bore	Length		
3"	1 1/2"	225	Roller	4.00003.449 COND	3/4"	1 3/16"	1 5/8"	1/2"	27/16"	–	1
4"	1 1/2"	255	Roller	3.00004.449 COND	3/4"	1 3/16"	2 3/16"	3/8"	17/8"	–	1 1/4
			Roller	4.00004.449 COND	3/4"	1 3/16"	1 5/8"	1/2"	27/16"	–	1 1/4
	2"	300	Ball	5.00004.465 COND	1/2"	1 3/16"	27/16"	–	–	–	1 1/2
			Roller	5.00004.459 COND	3/4"	1 3/16"	2 3/16"	1/2"	27/16"	–	1 1/2
5"	1 1/2"	280	Roller	3.00005.449 COND	3/4"	1 3/16"	1 5/8"	3/8"	17/8"	–	1 1/4
			Roller	4.00005.449 COND	3/4"	1 3/16"	1 5/8"	1/2"	27/16"	–	1 1/4
	2"	325	Ball	5.00005.465 COND	1/2"	1 3/16"	27/16"	–	–	–	1 1/2
			Roller	5.00005.459 COND	3/4"	1 3/16"	2 3/16"	1/2"	27/16"	–	1 1/2
6"	1 1/2"	300	Roller	3.00006.449 COND	3/4"	1 3/16"	1 5/8"	3/8"	17/8"	–	1 3/4
			Roller	4.00006.449 COND	3/4"	1 3/16"	1 5/8"	1/2"	27/16"	–	1 3/4
	2"	410	Ball	5.00006.465 COND	1/2"	1 3/16"	2 3/16"	–	–	–	1 3/4
			Roller	5.00006.459 COND	3/4"	1 3/16"	2 3/16"	1/2"	27/16"	–	1 3/4
8"	1 1/2"	350	Roller	4.00008.449 COND	3/4"	1 3/16"	1 5/8"	1/2"	27/16"	–	2 1/4
			Ball	5.00008.465 COND	1/2"	1 3/16"	2 3/16"	–	–	–	2 1/4
	2"	500	Roller	5.00008.459 COND	3/4"	1 3/16"	2 3/16"	1/2"	27/16"	–	2 1/2

Note: Extended delivery item. Consult Factory.

Capacity up to 500 lbs each • 5 SERIES • Round Grey Tread

Wheel Dia.	Tread Width	Capacity Each (Pounds)	Bearing	Wheel Model Number	Wheel			Spanner Bushing		Thread Guard TG1: Metal TG2: Plastic	Weight (Pounds)
					Bearing Bore	Bore Less Bearing	Hub Length	Bore	Length		
6"	2"	410	Ball	5.00006.565 COND	1/2"	1 3/16"	27/16"	–	–	–	1 5/8
			Roller	5.00006.559 COND	3/4"	1 3/16"	2 3/16"	1/2"	27/16"	–	1 5/8
8"	2"	500	Ball	5.00008.565 COND	1/2"	1 3/16"	2 3/16"	–	–	–	2 1/4
			Roller	5.00008.559 COND	3/4"	1 3/16"	2 3/16"	1/2"	27/16"	–	2 1/2

Note: Extended delivery item. Consult Factory.

IMPORTANT NOTICE

AS OIL IS INJURIOUS TO COMPOUNDS AND IMPAIRS THE ELECTRICAL CONDUCTIVITY OF THESE PRODUCTS, CONTACT WITH OIL SHOULD BE AVOIDED. CONDUCTIVE CHARACTERISTICS OF THE TREAD COMPOUNDS MAY DECREASE WITH, AMONG OTHER THINGS, SERVICE AND CONTACT WITH LUBRICANTS, WAXES, POLISHES AND CLEANING MATERIALS USED FOR FLOOR MAINTENANCE. SINCE COLSON HAS NO CONTROL OVER THESE CONDITIONS, NO WARRANTIES, EXPRESS OR IMPLIED, OF EITHER MERCHANTABILITY, FITNESS OR OTHERWISE WITH RESPECT TO THE CONTINUING LEVEL OF CONDUCTIVITY OF THE PRODUCT, ARE MADE.

WHEEL SELECTION



Performa Rubber Handtruck Wheels

Capacity up to 350 lbs each • 4 SERIES • Flat Tread



Center Hub Design. Light weight, high performance handtruck wheels that roll longer, quieter and smoother without marking floors.

The exclusive wheel design features: • Zerk fitting for wheel bearing • Maximum rolling ease for greater maneuverability on the job • Exclusive wheel tread material won't pick up gravel or floor debris • Performs better than a pneumatic tire...yet never goes flat! • Maximum shock absorption for a cushion ride • Will not flat

spot...even underload! • Superior weather resistance and lower temperature flexibility • High resistance to chemicals, acids, water and steam.

Temperature range: -45°F to +180°F intermittent service (120° continuous service).

Hardness: 55(±5) Durometer Shore A Scale.

Black Tread Models			Bearing	Wheel Model Number	Specify Bore Code	Wheel		Hub		Thread Guard TG1: Metal TG2: Plastic	Weight (Pounds)
Wheel Dia.	Tread Width	Capacity Each (Pounds)				Bearing Bore	Bore Less Bearing	Length Less Bearing	Length With Bearing		
8"	1 1/2"	350	None	4.00008.486.2	None	N/A	1 3/8"	1 5/8"	1 7/8"	-	2 1/4
			Ball	4.00008.485.2	WB625	5/8"	1 3/8"	1 5/8"	1 7/8"	-	2 1/4
			Ball	4.00008.485.2	WB750	3/4"	1 3/8"	1 5/8"	1 7/8"	-	2 1/4
Grey Tread Models											
8"	1 1/2"	350	None	4.00008.486	None	N/A	1 3/8"	1 5/8"	1 7/8"	-	2 1/4
			Ball	4.00008.485	WB625	5/8"	1 3/8"	1 5/8"	1 7/8"	-	2 1/4
			Ball	4.00008.485	WB750	3/4"	1 3/8"	1 5/8"	1 7/8"	-	2 1/4

Centered hub design.

Capacity up to 500 lbs each • 5 SERIES • Round Tread

Offset hub design. Light weight, high performance handtruck wheels that roll longer, quieter and smoother without marking floors.

The exclusive wheel design features: • Zerk fitting for wheel bearing • Maximum rolling ease for greater maneuverability on the job • Exclusive wheel tread material won't pick up gravel or floor debris • Performs better than a pneumatic tire...yet never goes flat! • Maximum shock absorption for a cushion ride • Will not flat

spot...even underload! • Superior weather resistance and lower temperature flexibility • High resistance to chemicals, acids, water and steam.

Temperature range: -45°F to +180°F intermittent service (120° continuous service).

Hardness: 55(±5) Durometer Shore A Scale.

Consult factory for 500 lbs capacity wheel.

Black Tread Models			Bearing	Wheel Model Number	Specify Bore Code	Wheel		Hub		Thread Guard TG1: Metal TG2: Plastic	Weight (Pounds)
Wheel Dia.	Tread Width	Capacity Each (Pounds)				Bearing Bore	Bore Less Bearing	Length Less Bearing	Length With Bearing		
8"	2"	500	None	5.00008.586.2	None	N/A	1 3/8"	1 3/4"	N/A	-	2 1/4
			Ball	5.00008.585.2	WB625	5/8"	1 3/8"	1 3/4"	2"	-	2 1/4
			Ball	5.00008.585.2	WB750	3/4"	1 3/8"	1 3/4"	2"	-	2 1/4
			None	5.00008.596.2	None	N/A	1 3/8"	2"	2 1/4"	-	2 1/4
			Ball	5.00008.595.2	WB625	5/8"	1 3/8"	2"	2 1/4"	-	2 1/4
			Ball	5.00008.595.2	WB750	3/4"	1 3/8"	2"	2 1/4"	-	2 1/4
Grey Tread Models											
8"	2"	500	None	5.00008.586	None	N/A	1 3/8"	1 3/4"	N/A	-	2 1/4
			Ball	5.00008.585	WB625	5/8"	1 3/8"	1 3/4"	2"	-	2 1/4
			Ball	5.00008.585	WB750	3/4"	1 3/8"	1 3/4"	2"	-	2 1/4
			None	5.00008.596	None	N/A	1 3/8"	2"	2 1/4"	-	2 1/4
			Ball	5.00008.595	WB625	5/8"	1 3/8"	2"	2 1/4"	-	2 1/4
			Ball	5.00008.595	WB750	3/4"	1 3/8"	2"	2 1/4"	-	2 1/4

Offset hub design.

WHEEL SELECTION



Trans-forma™

Capacity up to 600 lbs each • 5 SERIES • Flat or Round Grey Tread

Colson Trans-forma™ wheels offer an economical alternative when you need the advantages of both hard and soft tread wheels. The wheel rolls easily and is durable like hard tread wheels. Like soft tread wheels, the Colson Trans-forma™ wheel rolls quietly, protects floors, and resists impact with a cushion ride. It also rejects

floor debris, such as metal shavings. Non marking, thermoplastic elastomer tread is chemically bonded to waffle design polyolefin wheel core.

Temperature range: -45 °F to +180 °F

Hardness: 65(±5) Durometer Shore A scale.



Wheel Dia.	Tread Width	Capacity Each (Pounds)	Bearing	Wheel Model Number	Wheel			Spanner Bushing		Thread Guard TG1: Metal TG2: Plastic	Weight (Pounds)	Tread Profile
					Bearing Bore	Bore Less Bearing	Hub Length	Bore	Length			
4"	2"	400	Delrin	5.00004.4E1	3/4"	1 3/16"	2 3/16"	1/2"	2 7/16"	—	1	Flat
			Ball	5.00004.4E5	3/4"	1 3/16"	2 3/16"	1/2"	2 7/16"	—	1	Flat
			Roller	5.00004.4E9	3/4"	1 3/16"	2 3/16"	1/2"	2 7/16"	—	1	Flat
5"	2"	500	Delrin	5.00005.4E1	3/4"	1 3/16"	2 3/16"	1/2"	2 7/16"	—	1 1/4	Flat
			Ball	5.00005.4E5	3/4"	1 3/16"	2 3/16"	1/2"	2 7/16"	—	1 1/4	Flat
			Roller	5.00005.4E9	3/4"	1 3/16"	2 3/16"	1/2"	2 7/16"	—	1 1/4	Flat
6"	2"	450	Delrin	5.00006.5E1	3/4"	1 3/16"	2 3/16"	1/2"	2 7/16"	57852.45	1 3/8	Round
			Ball	5.00006.5E5	3/4"	1 3/16"	2 3/16"	1/2"	2 7/16"	57852.45	1 3/8	Round
			Roller	5.00006.5E9	3/4"	1 3/16"	2 3/16"	1/2"	2 7/16"	57852.45	1 3/8	Round
	2"	600	Delrin	5.00006.4E1	3/4"	1 3/16"	2 3/16"	1/2"	2 7/16"	57852.45	1 1/2	Flat
			Ball	5.00006.4E5	3/4"	1 3/16"	2 3/16"	1/2"	2 7/16"	57852.45	1 1/2	Flat
			Roller	5.00006.4E9	3/4"	1 3/16"	2 3/16"	1/2"	2 7/16"	57852.45	1 1/2	Flat

Cushion & Hard Rubber

Capacity up to 100 lbs each • 1 SERIES

Conventional-style rubber wheels. Provides good floor protection and quiet operation.

Temperature range: -20°F to +160°F.

Hardness: Soft Tread 70 (±5) Durometer Shore A Scale, Hard Tread 75 (±5) Durometer Shore A Scale



Wheel Dia.	Tread Width	Capacity Each (Pounds)	Bearing	Wheel Model Number	Wheel			Spanner Bushing		Thread Guard TG1: Metal TG2: Plastic	Weight (Pounds)
					Bearing Bore	Bore Less Bearing	Hub Length	Bore	Length		
2"	7/8"	75	Ball	Soft Tread 1.00002.45	5/16"	—	1 3/32"	—	—	—	1/8
		100	Ball	Hard Tread 1.00002.55	5/16"	—	1 3/32"	—	—	—	3/16

Rubber HI-TECH

Capacity up to 150 lbs each • 2 SERIES

Thermoplastic cushion rubber tread bonded to rugged polyolefin core.

Temperature range: -45°F to +120°F.

Hardness: 65 (±5) Durometer Shore A Scale

Wheel Dia.	Tread Width	Capacity Each (Pounds)	Bearing	Wheel Model Number	Wheel			Spanner Bushing		Thread Guard TG1: Metal TG2: Plastic	Weight (Pounds)
					Bearing Bore	Bore Less Bearing	Hub Length	Bore	Length		
3"	1 1/4"	150	Plain	2.00003.42	—	1/2"	1 7/16"	3/8"	1 1/2"	—	3/8



WHEEL SELECTION

Moldon Rubber Cast Iron Core Wheels

Capacity up to 1140 lbs each · 5-7 SERIES



Moldon rubber is bonded to cast iron core. These wheels are quiet in operation and absorb shock and vibration. They help prolong equipment life and protect cargo.

Temperature Range: -45°F to +160°F.

Hardness: 70(±5) Durometer Shore A scale.

Zerk Fitting: Zerk grease fitting in hub is standard on 7 Series.

Finish: Black painted cast iron wheel core.

Wheel Dia.	Tread Width	Capacity Each (Pounds)	Bearing	Wheel Model Number	Wheel			Spanner Bushing		Thread Guard TG1: Metal TG2: Plastic	Weight (Pounds)	
					Bearing Bore	Bore Less Bearing	Hub Length	Bore	Length			
4"	2"	400	Delrin	5.00004.641.7	3/4"	13/16"	23/16"	1/2"	27/16"	—	43/8	
			Roller	5.00004.649.7	3/4"	13/16"	23/16"	1/2"	27/16"	—	43/8	
5"	2"	400	Delrin	5.00005.641.7	3/4"	13/16"	23/16"	1/2"	27/16"	—	5	
			Roller	5.00005.649.7	3/4"	13/16"	23/16"	1/2"	27/16"	—	5	
6"	2"	450	Delrin	5.00006.641.7	3/4"	13/16"	23/16"	1/2"	27/16"	—	55/8	
			Roller	5.00006.649.7	3/4"	13/16"	23/16"	1/2"	27/16"	—	55/8	
	2 1/2"	540	Roller	6.00006.669.7	3/4"	13/16"	23/4"	1/2"	3"	—	10	
			Delrin	7.00006.661.7	1"	1 15/16"	3 1/4"	3/4"	3 1/2"	—	10	
		3"	680	Delrin	7.00006.671.7	1"	1 15/16"	3 1/4"	3/4"	3 1/2"	—	10 1/2
				Roller	7.00006.679.7	1"	1 15/16"	3 1/4"	3/4"	3 1/2"	—	10 1/2
8"	2"	500	Delrin	5.00008.641.7	3/4"	13/16"	23/16"	1/2"	27/16"	—	9 1/4	
			Roller	5.00008.649.7	3/4"	13/16"	23/16"	1/2"	27/16"	—	9 1/4	
	2 1/2"	670	Roller	6.00008.669.7	3/4"	13/16"	23/4"	1/2"	3"	—	11	
			Delrin	7.00008.661.7	1"	1 15/16"	3 1/4"	3/4"	3 1/2"	—	11	
		3"	840	Delrin	7.00008.671.7	1"	1 15/16"	3 1/4"	3/4"	3 1/2"	—	11 1/2
				Roller	7.00008.679.7	1"	1 15/16"	3 1/4"	3/4"	3 1/2"	—	11 1/2
10"	2 1/2"	790	Roller	6.00010.669.7	3/4"	13/16"	23/4"	1/2"	3"	—	12 3/4	
			Delrin	7.00010.661.7	1"	1 15/16"	3 1/4"	3/4"	3 1/2"	—	12 3/4	
			Roller	7.00010.669.7	1"	1 15/16"	3 1/4"	3/4"	3 1/2"	—	12 3/4	
	3"	1000	Delrin	7.00010.671.7	1"	1 15/16"	3 1/4"	3/4"	3 1/2"	—	13	
			Roller	7.00010.679.7	1"	1 15/16"	3 1/4"	3/4"	3 1/2"	—	13	
	12"	3"	1140	Delrin	7.00012.671.7	1"	1 15/16"	3 1/4"	3/4"	3 1/2"	—	16
Roller				7.00012.679.7	1"	1 15/16"	3 1/4"	3/4"	3 1/2"	—	16	

WHEEL OPTIONS

- Delrin Bearing Less Bushing: Specify **"WB01B"**
- 1-Piece Delrin Bearing with Bushing (2" tread width): Specify **"WB11"**
- 1-Piece Delrin Bearing less Bushing (2" tread width): Specify **"WB11B"**
- Metal cage roller bearing: Specify **"WB29"**
- Torrington style with Hytrel retainer (2" tread width): Specify **"WB19"**
- Roller Bearing less Bushing: Specify **"WB09B"**
- Roller bearing metal thrust & retainer washers: Specify **"WSR1"**
- Roller bearing sintered iron step washers: Specify **"WSR2"**
- Roller bearing sealed metal retainer washer: Specify **"WSR3"**
- Spanner integrated precision sealed ball bearing: To order change ninth digit in model number to **"5"** (Example: 5.00006.645.7)

WHEEL SELECTION

Moldon Nylon Aluminum Core Wheels

Capacity up to 1500 lbs each · 5 SERIES



Brown nylon tread is molded in, around and through slots in an aluminum wheel core. This mechanical tread lock system helps prevent tread bond failures under harsh operating conditions found in meat packing and food processing industries. A nylon wheel is recommended for applications requiring a high



Wheel Core Cut-a-Way

resistance to water, oils, gasoline, grease and certain salt solutions. Nylon is also resistant to paints and lacquers, cosmetic preparations, detergents, aerosol preparations and animal and vegetable fats. (Note: Nylon tread wheels bonded to a thermoplastic wheel core are optionally available. Please consult factory.)

Temperature range: -45°F to +180°F (If metal retainer washer used, temperature range is -45° to +250° F).

Hardness: 70(±5) Durometer Shore D scale.

Wheel Dia.	Tread Width	Capacity Each (Pounds)	Bearing	Wheel Model Number	Wheel			Spanner Bushing		Thread Guard TG1: Metal TG2: Plastic	Weight (Pounds)
					Bearing Bore	Bore Less Bearing	Hub Length	Bore	Length		
5"	2"	1000	Delrin	5.00005.931.3	3/4"	13/16"	23/16"	1/2"	27/16"	57852.11	2
			Roller	5.00005.939.3	3/4"	13/16"	23/16"	1/2"	27/16"	57852.11	2
6"	2"	1200	Delrin	5.00006.931.3	3/4"	13/16"	23/16"	1/2"	27/16"	52001.86	2 ² / ₃
			Roller	5.00006.939.3	3/4"	13/16"	23/16"	1/2"	27/16"	52001.86	2 ² / ₃
8"	2"	1500	Delrin	5.00008.931.3	3/4"	13/16"	23/16"	1/2"	27/16"	57852.04	3 ² / ₃
			Roller	5.00008.939.3	3/4"	13/16"	23/16"	1/2"	27/16"	57852.04	3 ² / ₃

WHEEL OPTIONS

- Delrin Bearing Less Bushing: Specify **"WB01B"**
- 1-Piece Delrin Bearing with Bushing (2" tread width): Specify **"WB11"**
- 1-Piece Delrin Bearing less Bushing (2" tread width): Specify **"WB11B"**
- Metal cage roller bearing: Specify **"WB29"**
- Torrington style with Hytrel retainer (2" tread width): Specify **"WB19"**
- Roller Bearing less Bushing: Specify **"WB09B"**
- Roller bearing metal thrust & retainer washers: Specify **"WSR1"**
- Roller bearing sintered iron step washers: Specify **"WSR2"**
- Roller bearing sealed metal retainer washer: Specify **"WSR3"**
- Spanner integrated precision sealed ball bearing: To order change ninth digit in model number to **"5"** (Example: 5.00006.935.3)

WHEEL SELECTION

Extreme "Tow-Line" Performance

Introducing Colson

Triumph



- Non-marking wheels for floor protection
- High capacity
- Ergonomically friendly
- Quiet operation compared to metal wheels
- Round or crown tread
- Skid resistant
- Choice of different polyurethane wheel tread hardness
- Durable light weight aluminum core

colson
www.colsoncaster.com

Triumph® Wheels

Capacity up to 1200 lbs each • 5 SERIES

Triumph wheels are a new generation of ergonomically friendly wheels available only from Colson. The wheels include precision ball bearings for maximum rolling ease. Triumph polyurethane tread is chemically and mechanically bonded to aluminum core. Wheels come in various colors and durometers. You can choose crown

tread or round tread designs. Blue tread wheels are specially designed for tow-line application. Wheels do not skid or mark the floor.

Temperature range: -40°F to +180°F.

Red Polyurethane Crowned Tread • Durometer 75 Shore A

Wheel Dia.	Tread Width	Capacity Each (Pounds)	Bearing	Wheel Model Number	Top Hat Spanner Bushing		Weight (Pounds)
					Bore	Length	
8"	2"	1200	Prec. Ball	5.00008.93TS	1/2"	27/16"	4 ³ / ₈



Brown Polyurethane Crowned Tread • Durometer 90 Shore A

Wheel Dia.	Tread Width	Capacity Each (Pounds)	Bearing	Wheel Model Number	Top Hat Spanner Bushing		Weight (Pounds)
					Bore	Length	
8"	2"	1200	Prec. Ball	5.00008.93TF	1/2"	27/16"	4 ³ / ₈



Red Polyurethane Round Tread • Durometer 80 Shore A

Wheel Dia.	Tread Width	Capacity Each (Pounds)	Bearing	Wheel Model Number	Top Hat Spanner Bushing		Weight (Pounds)
					Bore	Length	
6"	2"	900	Prec. Ball	5.00006.96TS	1/2"	27/16"	3
8"	2"	1200	Prec. Ball	5.00008.96TS	1/2"	27/16"	4 ³ / ₈



Blue Polyurethane Round Tread • Durometer 95 Shore A

Wheel Dia.	Tread Width	Capacity Each (Pounds)	Bearing	Wheel Model Number	Top Hat Spanner Bushing		Weight (Pounds)
					Bore	Length	
6"	2"	900	Prec. Ball	5.00006.96TF	1/2"	27/16"	3
8"	2"	1200	Prec. Ball	5.00008.96TF	1/2"	27/16"	4 ³ / ₈



WHEEL SELECTION

Moldon Polyurethane HI-TECH Wheels

Capacity up to 300 lbs each • 1-2 SERIES



Polyurethane tread bonded to polyolefin core. Tread is molded in, around and through a ribbed extension of the core to prevent debonding. Standard colors are red tread on grey core. A very attractive, all purpose wheel. Resistant to most chemicals, solvents, water and acids.



Wheel Core

Temperature range: -45°F to +180°F.

Hardness: 55(±5) Durometer Shore D scale.

Wheel Dia.	Tread Width	Capacity Each (Pounds)	Bearing	Wheel Model Number	Wheel			Spanner Bushing		Thread Guard TG1: Metal TG2: Plastic	Weight (Pounds)
					Bearing Bore	Bore Less Bearing	Hub Length	Bore	Length		
2 1/2"	1 1/4"	250	Delrin	2.00002.91	1/2"	29/32"	17/16"	3/8"	1 1/2"	TG1: 57852	1/4
			Ball	2.00002.95	3/8"	-	1 1/2"	-	-		1/4
3"	7/8"	100	Delrin	1.00003.91	7/16"	5/8"	1 1/32"	5/16"	17/64"	TG1: 57852.03	1/3
	1 1/4"	200	Plain	2.00003.92	-	1 1/2"	17/16"	3/8"	1 1/2"	-	3/8
3 1/2"	1 1/4"	250	Delrin	2.00003.91	1/2"	29/32"	17/16"	3/8"	1 1/2"	TG1: 57854.01	3/8
			Ball	2.00003.95	3/8"	-	1 1/2"	-	-		3/8
4"	7/8"	125	Delrin	1.00004.91	7/16"	5/8"	1 1/32"	5/16"	17/64"	-	1/2
			Delrin	2.00004.91	1/2"	29/32"	17/16"	3/8"	1 1/2"	TG1: 57854.01	1/2
			Ball	2.00004.95	3/8"	-	1 1/2"	-	-		1/2
5"	7/8"	140	Delrin	1.00005.91	7/16"	5/8"	1 1/32"	5/16"	17/64"	-	1/2
			Delrin	2.00005.91	1/2"	29/32"	17/16"	3/8"	1 1/2"	TG1: 57866.03	3/4
			Ball	2.00005.95	3/8"	-	1 1/2"	-	-		TG2: 57852.43

WHEEL OPTIONS

- Delrin Bearing Less Bushing: Specify "WB01B"
- Thread Guards: Specify "TG1" (metal), "TG2" (plastic)
- Custom colors to match your equipment (consult factory)

Polyurethane Round Tread Wheels

Capacity up to 1500 lbs each • 5 SERIES



Colson has two round tread polyurethane choices: (1) an industrial strength polyurethane tread bonded to polyurethane core, or a Red Solid Polyurethane.

Not recommended for conditions of continuous operation such as tow-line, etc.

Temperature range: -40°F to +180°F.

Hardness, Dual Durometer: Tread: 90(±5) Durometer Shore A scale. Core 70(±5) Durometer Shore D scale.

Hardness, Solid Polyurethane: 70(±5) Durometer Shore D scale.

Wheel Dia.	Tread Width	Capacity Each (Pounds)	Bearing	Wheel Model Number	Wheel			Spanner Bushing		Wheel Type	Weight (Pounds)
					Bearing Bore	Bore Less Bearing	Hub Length	Bore	Length		
6"	2"	1000	Prec. Ball	5.00006.925AU	3/4"	19/16"	23/16"	1/2"	27/16"	90Tread/70D Core	15/8
	2"	1200	Prec. Ball	5.00006.925RU	3/4"	19/16"	23/16"	1/2"	27/16"	70D Solid Red	15/8
8"	2"	1200	Prec. Ball	5.00008.925AU	3/4"	19/16"	23/16"	1/2"	27/16"	90Tread/70D Core	2 1/2
	2"	1500	Prec. Ball	5.00008.925RU	3/4"	19/16"	23/16"	1/2"	27/16"	70D Solid Red	2 1/2



Dual Durometer (AU)



Red Solid Polyurethane (RU)

WHEEL SELECTION

Moldon Polyurethane HI-TECH Wheels

Capacity up to 1700 lbs each • 3-7 SERIES

Industrial strength polyurethane tread bonded to “ribbed” polyolefin core. This design adds strength for loads subjected to shock and hard impacts. Tread is molded in, around and through a ribbed extension of the core to prevent debonding. Standard colors are red tread on grey core.



Wheel Core

Not recommended for conditions of continuous operation such as tow-line, etc.

Temperature range: -45°F to +180°F.

Hardness: 55(±5) Durometer Shore D scale.



Wheel Dia.	Tread Width	Capacity Each (Pounds)	Bearing	Wheel Model Number	Wheel			Spanner Bushing		Thread Guard TG1: Metal TG2: Plastic	Weight (Pounds)
					Bearing Bore	Bore Less Bearing	Hub Length	Bore	Length		
3"	1 1/2"	300	Delrin	3.00003.901	3/4"	1 3/16"	1 5/8"	3/8"	1 7/8"	-	3/4
			Roller	3.00003.909	3/4"	1 3/16"	1 5/8"	3/8"	1 7/8"	-	1
			Delrin	4.00003.911	3/4"	1 3/16"	1 5/8"	1/2"	2 7/16"	-	3/4
			Roller	4.00003.919	3/4"	1 3/16"	1 5/8"	1/2"	2 7/16"	-	1
4"	1 1/2"	400	Delrin	3.00004.901	3/4"	1 3/16"	1 5/8"	3/8"	1 7/8"	-	1
			Roller	3.00004.909	3/4"	1 3/16"	1 5/8"	3/8"	1 7/8"	-	1 1/4
			Delrin	4.00004.911	3/4"	1 3/16"	1 5/8"	1/2"	2 7/16"	TG1: 57852.23	1
			Roller	4.00004.919	3/4"	1 3/16"	1 5/8"	1/2"	2 7/16"	TG1: 57852.23	1 1/4
	2"	600	Delrin	5.00004.921	3/4"	1 3/16"	2 3/16"	1/2"	2 7/16"	TG1: 57852.23	1 1/4
			Roller	5.00004.929	3/4"	1 3/16"	2 3/16"	1/2"	2 7/16"	TG1: 57852.23	1 1/2
5"	1 1/2"	500	Delrin	3.00005.901	3/4"	1 3/16"	1 5/8"	3/8"	1 7/8"	TG1: 57852.10	1 1/4
			Roller	3.00005.909	3/4"	1 3/16"	1 5/8"	3/8"	1 7/8"	TG1: 57852.10	1 1/2
			Delrin	4.00005.911	3/4"	1 3/16"	1 5/8"	1/2"	2 7/16"	TG1: 57852.11	1 1/4
			Roller	4.00005.919	3/4"	1 3/16"	1 5/8"	1/2"	2 7/16"	TG1: 57852.11	1 1/2
	2"	750	Delrin	5.00005.921	3/4"	1 3/16"	2 3/16"	1/2"	2 7/16"	TG1: 57852.11	1 1/4
			Roller	5.00005.929	3/4"	1 3/16"	2 3/16"	1/2"	2 7/16"	TG1: 57852.11	1 1/2
6"	1 1/2"	600	Delrin	3.00006.901	3/4"	1 3/16"	1 5/8"	3/8"	1 7/8"	TG1: 57852.08	1 1/2
			Roller	3.00006.909	3/4"	1 3/16"	1 5/8"	3/8"	1 7/8"	TG1: 57852.08	1 3/4
			Delrin	4.00006.911	3/4"	1 3/16"	1 5/8"	1/2"	2 7/16"	TG1: 52001.86	1 1/2
			Roller	4.00006.919	3/4"	1 3/16"	1 5/8"	1/2"	2 7/16"	TG1: 52001.86	1 3/4
	2"	900	Delrin	5.00006.921	3/4"	1 3/16"	2 3/16"	1/2"	2 7/16"	TG1: 52001.86	1 5/8
			Roller	5.00006.929	3/4"	1 3/16"	2 3/16"	1/2"	2 7/16"	TG1: 52001.86	1 7/8
8"	1 1/2"	800	Delrin	4.00008.911	3/4"	1 3/16"	1 5/8"	1/2"	2 7/16"	TG1: 57852.05	2 1/4
			Roller	4.00008.919	3/4"	1 3/16"	1 5/8"	1/2"	2 7/16"	TG1: 57852.05	2 1/2
	2"	1000	Delrin	5.00008.921	3/4"	1 3/16"	2 3/16"	1/2"	2 7/16"	TG1: 57852.04	2 1/2
			Roller	5.00008.929	3/4"	1 3/16"	2 3/16"	1/2"	2 7/16"	TG1: 57852.04	2 3/4
10"	2 1/2"	1200	Delrin	7.00010.951	1"	1 15/16"	3 1/4"	3/4"	3 1/2"	-	6
			Roller	7.00010.959	1"	1 15/16"	3 1/4"	3/4"	3 1/2"	-	6 1/4
12"	3"	1700	Delrin	7.00012.981	1"	1 15/16"	3 1/4"	3/4"	3 1/2"	-	7
			Roller	7.00012.989	1"	1 15/16"	3 1/4"	3/4"	3 1/2"	-	7 1/2

WHEEL OPTIONS

- Delrin Bearing Less Bushing: Specify **"WB01B"**
- 1-Piece Delrin Bearing with Bushing (2" tread width): Specify **"WB11"**
- 1-Piece Delrin Bearing less Bushing (2" tread width): Specify **"WB11B"**
- Metal cage roller bearing: Specify **"WB29"**
- Torrington style with Hytrel retainer (2" tread width): Specify **"WB19"**
- Roller Bearing less Bushing: Specify **"WB09B"**
- Roller bearing metal thrust & retainer washers: Specify **"WSR1"**
- Roller bearing sintered iron step washers: Specify **"WSR2"**
- Roller bearing sealed metal retainer washer: Specify **"WSR3"**
- Thread Guards: Specify **"TG1"** (metal)
- Custom colors to match your equipment (consult factory)
- Spanner integrated precision sealed ball bearing: To order change ninth digit in model number to **"5"** (Example: 5.00006.925)

WHEEL SELECTION

Moldon Polyurethane Aluminum Core Wheels

Capacity up to 1500 lbs each • 5 SERIES



A light-weight, ultra-durable wheel. It has a very high strength-to-weight ratio and is capable of long service under heavy loads. Red polyurethane is permanently bonded to aluminum core.

Temperature range: -45°F to +180°F.

Hardness: 95(±5) Durometer Shore A scale.

Finish: Aluminum.

Zerk Fitting: Zerk grease fitting in hub is standard on 7 and 8 Series wheels.

Wheel Dia.	Tread Width	Capacity Each (Pounds)	Bearing	Wheel Model Number	Wheel			Spanner Bushing		Thread Guard TG1: Metal TG2: Plastic	Weight (Pounds)
					Bearing Bore	Bore Less Bearing	Hub Length	Bore	Length		
4"	2"	700	Delrin	5.00004.931	3/4"	13/16"	23/16"	1/2"	27/16"	–	23/8
			Roller	5.00004.939	3/4"	13/16"	23/16"	1/2"	27/16"	–	23/8
5"	2"	1000	Delrin	5.00005.931	3/4"	13/16"	23/16"	1/2"	27/16"	TG1: 57866.01	23/8
			Roller	5.00005.939	3/4"	13/16"	23/16"	1/2"	27/16"		23/8
6"	2"	1200	Delrin	5.00006.931	3/4"	13/16"	23/16"	1/2"	27/16"	TG1: 52001.86	25/8
			Roller	5.00006.939	3/4"	13/16"	23/16"	1/2"	27/16"		25/8
8"	2"	1500	Delrin	5.00008.931	3/4"	13/16"	23/16"	1/2"	27/16"	TG1: 57852.20	4 1/4
			Roller	5.00008.939	3/4"	13/16"	23/16"	1/2"	27/16"		4 1/4

WHEEL OPTIONS

- Delrin Bearing Less Bushing: Specify **"WB01B"**
- 1-Piece Delrin Bearing with Bushing (2" tread width): Specify **"WB11"**
- 1-Piece Delrin Bearing less Bushing (2" tread width): Specify **"WB11B"**
- Metal cage roller bearing: Specify **"WB29"**
- Torrington style with Hytrel retainer (2" tread width): Specify **"WB19"**
- Roller Bearing less Bushing: Specify **"WB09B"**
- Roller bearing metal thrust & retainer washers: Specify **"WSR1"**
- Roller bearing sintered iron step washers: Specify **"WSR2"**
- Roller bearing sealed metal retainer washer (except 8 Series): Specify **"WSR3"**
- Thread Guards: Specify **"TG1"** (metal)
- Spanner integrated precision sealed ball bearing: To order change ninth digit in model number to **"5"** (Example: 5.00006.935)

WHEEL SELECTION

Moldon Polyurethane Cast Iron Core Wheels

Capacity up to 3500 lbs each · 5-7 SERIES

A strong, ultra-durable wheel. It has a very high strength-to-weight ratio and is capable of long service under heavy loads. Red polyurethane is bonded to cast iron core.

Temperature range: -45°F to +180°F.

Hardness: 95(±5) Durometer Shore A scale. Finish: Silver paint (wheel core)



Wheel Dia.	Tread Width	Capacity Each (Pounds)	Bearing	Wheel Model Number	Wheel			Spanner Bushing		Thread Guard TG1: Metal TG2: Plastic	Weight (Pounds)
					Bearing Bore	Bore Less Bearing	Hub Length	Bore	Length		
4"	2"	700	Delrin	5.00004.941.7	3/4"	1 3/16"	2 3/16"	1/2"	2 7/16"	–	4 3/4
			Roller	5.00004.949.7	3/4"	1 3/16"	2 3/16"	1/2"	2 7/16"	–	4 3/4
5"	2"	1000	Delrin	5.00005.941.7	3/4"	1 3/16"	2 3/16"	1/2"	2 7/16"	–	5
			Roller	5.00005.949.7	3/4"	1 3/16"	2 3/16"	1/2"	2 7/16"	–	5
6"	2"	1200	Delrin	5.00006.941.7	3/4"	1 3/16"	2 3/16"	1/2"	2 7/16"	–	5 5/8
			Roller	5.00006.949.7	3/4"	1 3/16"	2 3/16"	1/2"	2 7/16"	–	5 5/8
	2 1/2"	1620	Roller	6.00006.969.7	3/4"	1 3/16"	2 3/4"	1/2"	3"	–	10
			Delrin	7.00006.961.7	1"	1 15/16"	3 1/4"	3/4"	3 1/2"	–	10
			Roller	7.00006.969.7	1"	1 15/16"	3 1/4"	3/4"	3 1/2"	–	10
			Delrin	7.00006.971.7	1"	1 15/16"	3 1/4"	3/4"	3 1/2"	–	10 1/2
	3"	2040	Roller	7.00006.979.7	1"	1 15/16"	3 1/4"	3/4"	3 1/2"	–	10 1/2
			Delrin	7.00006.971.7	1"	1 15/16"	3 1/4"	3/4"	3 1/2"	–	10 1/2
8"	2"	1500	Delrin	5.00008.941.7	3/4"	1 3/16"	2 3/16"	1/2"	2 7/16"	–	9 1/4
			Roller	5.00008.949.7	3/4"	1 3/16"	2 3/16"	1/2"	2 7/16"	–	9 1/4
	2 1/2"	1700	Roller	6.00008.969.7	3/4"	1 3/16"	2 3/4"	1/2"	3"	–	11
			Delrin	7.00008.961.7	1"	1 15/16"	3 1/4"	3/4"	3 1/2"	–	11
			Roller	7.00008.969.7	1"	1 15/16"	3 1/4"	3/4"	3 1/2"	–	11
			Delrin	7.00008.971.7	1"	1 15/16"	3 1/4"	3/4"	3 1/2"	–	11 1/2
	3"	2500	Roller	7.00008.979.7	1"	1 15/16"	3 1/4"	3/4"	3 1/2"	–	11 1/2
			Delrin	7.00008.971.7	1"	1 15/16"	3 1/4"	3/4"	3 1/2"	–	11 1/2
10"	2 1/2"	2300	Delrin	7.00010.961.7	1"	1 15/16"	3 1/4"	3/4"	3 1/2"	–	12 3/4
			Roller	7.00010.969.7	1"	1 15/16"	3 1/4"	3/4"	3 1/2"	–	12 3/4
	3"	3000	Delrin	7.00010.971.7	1"	1 15/16"	3 1/4"	3/4"	3 1/2"	–	13
			Roller	7.00010.979.7	1"	1 15/16"	3 1/4"	3/4"	3 1/2"	–	13
			Delrin	7.00012.961.7	1"	1 15/16"	3 1/4"	3/4"	3 1/2"	–	15 1/2
			Roller	7.00012.969.7	1"	1 15/16"	3 1/4"	3/4"	3 1/2"	–	15 1/2
3"	3500	Delrin	7.00012.971.7	1"	1 15/16"	3 1/4"	3/4"	3 1/2"	–	16	
		Roller	7.00012.979.7	1"	1 15/16"	3 1/4"	3/4"	3 1/2"	–	16	

WHEEL OPTIONS

- Delrin Bearing Less Bushing: Specify **"WB01B"**
- 1-Piece Delrin Bearing with Bushing (2" tread width): Specify **"WB11"**
- 1-Piece Delrin Bearing less Bushing (2" tread width): Specify **"WB11B"**
- Metal cage roller bearing: Specify **"WB29"**
- Torrington style with Hytrel retainer (2" tread width): Specify **"WB19"**
- Roller Bearing less Bushing: Specify **"WB09B"**
- Roller bearing metal thrust & retainer washers: Specify **"WSR1"**
- Roller bearing sintered iron step washers: Specify **"WSR2"**
- Roller bearing sealed metal retainer washer: Specify **"WSR3"**
- Spanner integrated precision sealed ball bearing: To order change ninth digit in model number to **"5"** (Example: 5.00006.945)

Endura® Solid Elastomer Wheels

Capacity up to 1200 lbs each • 5 SERIES

When you need a wheel to roll easily under heavy loads, Colson offers the perfect solution. Endura wheels outperform most conventional caster wheels on the market. The secret is Colson's solid "monoform" wheel construction. With this unique design, wheel tread and core are molded as a single unit. This eliminates wheel tread separation and bond failure.

Maximum durability. Colson's exclusive solid elastomer compound delivers greater durability than conventional metal, rubber, plastic, polyurethane and phenolic wheels.

Outlasts competitors. Colson's severe and comprehensive test procedures prove Endura wheels outlast competitive solid elastomer wheels by more than 50%! In fact, these new caster wheels handle maximum loads with minimum tread wear— even after extensive use.

Rolls, swivels easier. Colson test results show that Endura wheels start rolling, keep rolling and swivel easier than our best competitor.

Perfect for tow-lines. Even in continuous operation, these new wheels produce extremely low heat build-up making them perfect for tow-line applications (precision ball bearings required).

Performance advantages. Not only are Endura wheels strong and easy rolling, but they resist most chemicals, oils, greases, petroleum products and solvents. In addition, Endura non-marking wheels offer excellent resistance to chipping, cracking and flat-spotting. Superior impact strength and abrasion resistance further enhance durability.

Chemical Resistance. Most chemicals, greases, oils and solvents.

Temperature range: -45F° to +230°F.

Hardness: 63(±5) Shore D Scale.



WHEEL SELECTION

Wheel Dia.	Tread Width	Capacity Each (Pounds)	Bearing	Wheel Model Number	Wheel			Spanner Bushing		Thread Guard TG1: Metal TG2: Plastic	Weight (Pounds)
					Bearing Bore	Bore Less Bearing	Hub Length	Bore	Length		
4"	2"	1000	Delrin	5.00004.831.EN	3/4"	13/16"	23/16"	1/2"	27/16"	TG1: 57852.11	13/8
			Roller	5.00004.839.EN	3/4"	13/16"	23/16"	1/2"	27/16"		13/8
			Prec. Ball*	5.00004.835.EN	—	—	23/16"	1/2"	27/16"		13/8
5"	2"	1000	Delrin	5.00005.831.EN	3/4"	13/16"	23/16"	1/2"	27/16"	TG1: 52007.94	13/4
			Roller	5.00005.839.EN	3/4"	13/16"	23/16"	1/2"	27/16"		13/4
			Prec. Ball*	5.00005.835.EN	—	—	23/16"	1/2"	27/16"		13/4
6"	2"	1100	Delrin	5.00006.831.EN	3/4"	13/16"	23/16"	1/2"	27/16"	TG1: 57551.05	2
			Roller	5.00006.839.EN	3/4"	13/16"	23/16"	1/2"	27/16"		2
			Prec. Ball*	5.00006.835.EN	—	—	23/16"	1/2"	27/16"		2
8"	2"	1200	Delrin	5.00008.831.EN	3/4"	13/16"	23/16"	1/2"	27/16"	TG1: 57551.05	3 1/4
			Roller	5.00008.839.EN	3/4"	13/16"	23/16"	1/2"	27/16"		3 1/4
			Prec. Ball*	5.00008.835.EN	—	—	23/16"	1/2"	27/16"		3 1/4

*Spanner bushing included. Part number is 56525.02.

WHEEL OPTIONS

- Delrin Bearing Less Bushing: Specify "WB01B"
- Metal cage roller bearing: Specify "WB29"
- Roller bearing metal thrust & retainer washers: Specify "WSR1"
- Thread Guards: Specify "TG1" (metal)
- 1-Piece Delrin Bearing with Bushing (2" tread width): Specify "WB11"
- Torrington style with Hytrel retainer (2" tread width): Specify "WB19"
- Roller bearing sintered iron step washers: Specify "WSR2"
- Spanner integrated precision sealed ball bearing: To order change eighth digit in model number to "6" (Example: 5.00006.865.EN)
- 1-Piece Delrin Bearing less Bushing (2" tread width): Specify "WB11B"
- Roller Bearing less Bushing: Specify "WB09B"
- Roller bearing sealed metal retainer washer: Specify "WSR3"

Maxim® Wheels

Capacity up to 1400 lbs each - 3-5 SERIES

Colson Maxim Wheels feature an exclusive, ultra-tough thermoplastic compound that resists hard impacts and drop-shocks. The wheel is impervious to most chemicals, solvents, salts, gases, alkalines and steam cleaning and does not absorb water. When compared to other hard tread wheels, Maxim wheels require less force to roll and swivel. It is ideal for many

industrial and institutional applications and is NSF listed for the food service industry. The wheel is non-marking.

Temperature range: -45°F to +180°F (normal). To +350°F if you specify a bronze or roller bearing with mid-temp grease.

Hardness: 85(±5) Durometer Shore D scale.



Wheel Dia.	Tread Width	Capacity Each (Pounds)	Bearings*	Wheel Model Number	Wheel			Spanner Bushing		Thread Guard TG1: Metal TG2: Plastic	Weight (Pounds)
					Bearing Bore	Bore Less Bearing	Hub Length	Bore	Length		
3 1/4"	2"	700	Delrin	5.00003.531	3/4"	1 3/16"	2 3/16"	1/2"	2 7/16"	-	5/8
			Roller	5.00003.539	3/4"	1 3/16"	2 3/16"	1/2"	2 7/16"	-	5/8
4"	1 1/2"	600	Delrin	3.00004.501	3/4"	1 3/16"	1 5/8"	3/8"	1 7/8"	-	7/8
			Roller	3.00004.509	3/4"	1 3/16"	1 5/8"	3/8"	1 7/8"	-	7/8
	1 1/2"	600	Delrin	4.00004.511	3/4"	1 3/16"	1 5/8"	1/2"	2 7/16"	-	7/8
			Roller	4.00004.519	3/4"	1 3/16"	1 5/8"	1/2"	2 7/16"	-	7/8
	2"	800	Delrin	5.00004.531	3/4"	1 3/16"	2 3/16"	1/2"	2 7/16"	-	1
			Roller	5.00004.539	3/4"	1 3/16"	2 3/16"	1/2"	2 7/16"	-	1
5"	2"	1000	Delrin	5.00005.531	3/4"	1 3/16"	2 3/16"	1/2"	2 7/16"	TG1: 57852.45	1 1/4
			Roller	5.00005.539	3/4"	1 3/16"	2 3/16"	1/2"	2 7/16"	TG1: 57852.45	1 1/4
6"	2"	1200	Delrin	5.00006.531	3/4"	1 3/16"	2 3/16"	1/2"	2 7/16"	TG1: 57852.46	1 1/2
			Roller	5.00006.539	3/4"	1 3/16"	2 3/16"	1/2"	2 7/16"	TG1: 57852.46	1 1/2
8"	2"	1400	Delrin	5.00008.531	3/4"	1 3/16"	2 3/16"	1/2"	2 7/16"	-	2
			Roller	5.00008.539	3/4"	1 3/16"	2 3/16"	1/2"	2 7/16"	-	2

Bronze bearings available, change last digit to "4".

WHEEL OPTIONS

- Delrin Bearing Less Bushing: Specify **"WB01B"**
- 1-Piece Delrin Bearing with Bushing (2" tread width): Specify **"WB11"**
- 1-Piece Delrin Bearing less Bushing (2" tread width): Specify **"WB11B"**
- Torrington style with Hytrel retainer (2" tread width): Specify **"WB19"**
- Roller Bearing less Bushing: Specify **"WB09B"**
- Roller bearing metal thrust & retainer washers: Specify **"WSR1"**
- Roller bearing sealed metal retainer washer: Specify **"WSR3"**
- Spanner integrated precision sealed ball bearing: To order change ninth digit in model number to **"5"** (Example: 5.00006.535)

WHEEL SELECTION

Polyolefin Wheels

Capacity up to 300 lbs each • 1-2 SERIES



Hard tread polyolefin wheel. Light weight and offers non-marking floor protection. Resists hard impacts. Very light in weight, yet impact strength is far superior to hard rubber wheels. Offers superior resistance to most oils, chemicals, grease, solvents and acids. For light and medium duty applications. Standard color is black.

Temperature range: -45°F to +180°F.

Hardness: 65(±5) Durometer Shore D scale.

Wheel Dia.	Tread Width	Capacity Each (Pounds)	Bearing	Wheel Model Number	Wheel			Spanner Bushing		Thread Guard TG1: Metal TG2: Plastic	Weight (Pounds)
					Bearing Bore	Bore Less Bearing	Hub Length	Bore	Length		
1 5/8"	7/8"	75	Delrin	1.00001.52	5/16"	1/2"	1 1/32"	–	–	–	1/16
2"	7/8"	100	Delrin	1.00002.52	5/16"	1/2"	1 1/32"	–	–	–	1/8
2 1/2"	1 1/4"	200	Delrin	2.00002.53	1/2"	29/32"	17/16"	3/8"	1 1/2"	TG1: 57852	1/4
			Ball	2.00002.55	3/8"	29/32"	1 1/2"	–	–		1/4
3"	7/8"	125	Delrin	1.00003.53	7/16"	5/8"	1 1/32"	5/16"	17/64"	TG1: 57852.03	1/3
	1 1/4"	200	Delrin	2.00003.52	1/2"	29/32"	17/16"	3/8"	1 1/2"	–	3/8
3 1/2"	1 1/4"	250	Delrin	2.00003.53	1/2"	29/32"	17/16"	3/8"	1 1/2"	TG1: 57854.01	3/8
			Ball	2.00003.55	3/8"	29/32"	1 1/2"	–	–		1/2
4"	7/8"	135	Delrin	1.00004.53	7/16"	5/8"	1 1/32"	5/16"	17/64"	–	1/2
	1 1/4"	275	Delrin	2.00004.53	1/2"	29/32"	17/16"	3/8"	1 1/2"	TG1: 57854.01	3/4
			Ball	2.00004.55	3/8"	29/32"	1 1/2"	–	–		1
5"	7/8"	145	Delrin	1.00005.53	7/16"	5/8"	1 1/32"	5/16"	17/64"	–	1/2
	1 1/4"	300	Delrin	2.00005.53	1/2"	29/32"	17/16"	3/8"	1 1/2"	TG1: 57866.03	1
			Ball	2.00005.55	3/8"	29/32"	1 1/2"	–	–	TG2: 57852.43	1

WHEEL OPTIONS

- Delrin Bearing Less Bushing: Specify "WB01B"
- Thread Guards: Specify "TG1" (metal), "TG2" (plastic)

WHEEL SELECTION

Polyolefin Wheels

Capacity up to 900 lbs each • 3-5 SERIES

Designed for hard impacts and heavy loads. Injection molded from an exclusive Colson polyolefin compound. Unique ribbed design adds strength. Very light in weight, yet impact strength is far superior to hard rubber wheels. Offers superior resistance to most oils, chemicals, grease, gasoline, cooking fats and acids. Stain resistant, non-marking and zero water absorbing.

Temperature range: -45°F to +180°F.
Hardness: 65(±5) Durometer Shore D scale.



Wheel Dia.	Tread Width	Capacity Each (Pounds)	Bearing	Wheel Model Number	Wheel			Spanner Bushing		Thread Guard TG1: Metal TG2: Plastic	Weight (Pounds)
					Bearing Bore	Bore Less Bearing	Hub Length	Bore	Length		
3"	1 1/2"	300	Delrin	3.00003.801	3/4"	13/16"	15/8"	3/8"	17/8"	TG1: 52250.62	1/2
			Plain	3.00003.802	-	3/4"	15/8"	3/8"	17/8"		1/2
			Roller	3.00003.809	3/4"	13/16"	15/8"	3/8"	17/8"		1/2
			Delrin	4.00003.811	3/4"	13/16"	15/8"	1/2"	27/16"	TG1: 57852.12	1/2
			Plain	4.00003.812	-	3/4"	15/8"	1/2"	27/16"		1/2
			Roller	4.00003.819	3/4"	13/16"	15/8"	1/2"	27/16"		1/2
4"	1 1/2"	375	Delrin	3.00004.801	3/4"	13/16"	15/8"	3/8"	17/8"	TG1: 57852.06	3/4
			Plain	3.00004.802	-	3/4"	15/8"	3/8"	17/8"		3/4
			Roller	3.00004.809	3/4"	13/16"	15/8"	3/8"	17/8"		3/4
			Delrin	4.00004.811	3/4"	13/16"	15/8"	1/2"	27/16"	TG1: 57852.07	3/4
			Plain	4.00004.812	-	3/4"	15/8"	1/2"	27/16"		3/4
			Roller	4.00004.819	3/4"	13/16"	15/8"	1/2"	27/16"		3/4
	2"	500	Delrin	5.00004.831	3/4"	13/16"	23/16"	1/2"	27/16"	TG1: 57852.07	3/4
			Plain	5.00004.832	-	3/4"	23/16"	1/2"	27/16"		3/4
			Roller	5.00004.839	3/4"	13/16"	23/16"	1/2"	27/16"		3/4
5"	1 1/2"	450	Delrin	3.00005.801	3/4"	13/16"	15/8"	3/8"	17/8"	TG1: 57866	3/4
			Plain	3.00005.802	-	3/4"	15/8"	3/8"	17/8"		3/4
			Roller	3.00005.809	3/4"	13/16"	15/8"	3/8"	17/8"		3/4
			Delrin	4.00005.811	3/4"	13/16"	15/8"	1/2"	27/16"	TG1: 57866.01	3/4
			Plain	4.00005.812	-	3/4"	15/8"	1/2"	27/16"		3/4
			Roller	4.00005.819	3/4"	13/16"	15/8"	1/2"	27/16"		3/4
	2"	650	Delrin	5.00005.831	3/4"	13/16"	23/16"	1/2"	27/16"	TG1: 57866.01	1
			Plain	5.00005.832	-	3/4"	23/16"	1/2"	27/16"		1
			Roller	5.00005.839	3/4"	13/16"	23/16"	1/2"	27/16"		1
6"	1 1/2"	500	Delrin	3.00006.801	3/4"	13/16"	15/8"	3/8"	17/8"	TG1: 52250.56	1
			Plain	3.00006.802	-	3/4"	15/8"	3/8"	17/8"		1
			Roller	3.00006.809	3/4"	13/16"	15/8"	3/8"	17/8"		1
			Delrin	4.00006.811	3/4"	13/16"	15/8"	1/2"	27/16"	TG1: 57551.05	1
			Plain	4.00006.812	-	3/4"	15/8"	1/2"	27/16"		1
			Roller	4.00006.819	3/4"	13/16"	15/8"	1/2"	27/16"		1
	2"	700	Delrin	5.00006.831	3/4"	13/16"	23/16"	1/2"	27/16"	TG1: 57551.05	1 1/4
			Plain	5.00006.832	-	3/4"	23/16"	1/2"	27/16"		1 1/4
			Roller	5.00006.839	3/4"	13/16"	23/16"	1/2"	27/16"		1 1/4
8"	1 1/2"	600	Delrin	4.00008.811	3/4"	13/16"	15/8"	1/2"	27/16"	-	1
			Plain	4.00008.812	-	3/4"	15/8"	1/2"	27/16"		1
			Roller	4.00008.819	3/4"	13/16"	15/8"	1/2"	27/16"		1
	2"	900	Delrin	5.00008.831	3/4"	13/16"	23/16"	1/2"	27/16"	TG1: 57852.20	1 1/2
			Plain	5.00008.832	-	3/4"	23/16"	1/2"	27/16"		1 1/2
			Roller	5.00008.839	3/4"	13/16"	23/16"	1/2"	27/16"		1 1/2

WHEEL SELECTION

WHEEL OPTIONS

- Delrin Bearing Less Bushing: Specify "WB01B"
- 1-Piece Delrin Bearing with Bushing (2" tread width): Specify "WB11"
- 1-Piece Delrin Bearing less Bushing (2" tread width): Specify "WB11B"
- Metal cage roller bearing: Specify "WB29"
- Torrington style with Hytrel retainer (2" tread width): Specify "WB19"
- Roller Bearing less Bushing: Specify "WB09B"
- Roller bearing metal thrust & retainer washers: Specify "WSR1"
- Roller bearing sintered iron step washers: Specify "WSR2"
- Roller bearing sealed metal retainer washer: Specify "WSR3"
- Spanner integrated precision sealed ball bearing: To order change ninth digit in model number to "5" (Example: 5.00006.835)

TPE HI-TEMP

Capacity up to 350 lbs each • 2 SERIES

TPE HI-TEMP wheels are perfect when you need an economical alternative for moderately high temperature environments. The wheels are crafted of grey thermoplastic elastomer tread chemically bonded to a white polyolefin core and feature a single insert molded stainless steel precision sealed ball bearing. TPE HI-TEMP wheels are ideal for medical applications and environments requiring wash down.

Temperature range: -40°F to 180°F with intermittent temperature up to 300°F.

Hardness: 65(±5) Durometer Shore A scale.



Wheel Dia.	Tread Width	Capacity Each (Pounds)	Bearing	Wheel Model Number	Wheel			Spanner Bushing		Thread Guard TG1: Metal TG2: Plastic	Weight (Pounds)
					Bearing Bore	Bore Less Bearing	Hub Length	Bore	Length		
3"	1 1/4"	200	Precision Ball	2.00033.414H	5/8"	-	3/4"	3/8"	1 1/2"	-	3/4
3 1/2"	1 1/4"	225	Precision Ball	2.00003.414H	5/8"	-	3/4"	3/8"	1 1/2"	-	3/4
4"	1 1/4"	250	Precision Ball	2.00004.414H	5/8"	-	3/4"	3/8"	1 1/2"	-	7/8
5"	1 1/4"	300	Precision Ball	2.00005.414H	5/8"	-	3/4"	3/8"	1 1/2"	-	1
6"	1 1/4"	350	Precision Ball	2.00006.414H	5/8"	-	3/4"	3/8"	1 1/2"	-	1 1/8

ThermoTECH® Wheels

Capacity up to 250 lbs each • 2 SERIES

Colson ThermoTech Wheels feature a rubber tread that can take the heat. They are quiet and non-marking for superior floor protection. The rubber tread is an advanced technology rubber compound bonded to an aluminum core.

Temperature range: -45°F to +525°F intermittent service, (+490° continuous service).

Hardness: 75(±5) Durometer Shore A scale.



Wheel Dia.	Tread Width	Capacity Each (Pounds)	Bearing	Wheel Model Number	Wheel			Spanner Bushing		Thread Guard TG1: Metal TG2: Plastic	Weight (Pounds)
					Bearing Bore	Bore Less Bearing	Hub Length	Bore	Length		
4"	1 1/4"	250	Teflon	2.00004.613H	1/2"	N/A	15/16"	3/8"	1 1/2"	-	3/4
5"	1 1/4"	250	Teflon	2.00005.613H	1/2"	N/A	15/16"	3/8"	1 1/2"	-	3/4
6"	1 1/4"	250	Teflon	2.00006.613H	1/2"	N/A	15/16"	3/8"	1 1/2"	-	3/4

WHEEL SELECTION

Thermo® Wheels

Capacity up to 1100 lbs each • 2-5 SERIES

Thermo wheels feature a standard operating temperature range from -70°F (continuous service) to +525°F (intermittent service, 475°F continuous service). These are molded from an exclusive engineered resin compound that offers non-marking floor protection, near zero water absorption, high load capacities and long service life.

A special manufacturing process enables these wheels to retain a consistent bearing bore even when exposed to elevated temperatures.

Furthermore, Thermo wheels are 100% recyclable, and they are highly resistant to animal fats, vegetable oils and salt solutions.

The life expectancy of Thermo wheels is three times longer than high-temp phenolic wheels, and they offer an equal load capacity. Unlike high-temp phenolic wheels, Colson Thermo wheels have no outer skin that can break and absorb water or other fluids.

Temperature range: -70°F to +525°F intermittent service, (+480° continuous service).

Hardness: 85(±5) Durometer Shore D scale.



Wheel Dia.	Tread Width	Capacity Each (Pounds)	Bearing	Wheel Model Number	Wheel			Spanner Bushing		Thread Guard TG1: Metal TG2: Plastic	Weight (Pounds)
					Bearing Bore	Bore Less Bearing	Hub Length	Bore	Length		
3"	1 1/2"	600	Plain	4.00003.812 HT	—	3/4"	1 3/4"	1/2"	27/16"	—	1/2
			Less Bearing	4.00003.816 HT	—	1 3/16"	1 5/8"	—	—	—	1/2
			Roller	4.00003.819 HT	3/4"	1 3/16"	1 5/8"	1/2"	27/16"	—	1/2
3 1/2"	1 1/4"	700	Plain	2.00003.52 HT	—	1/2"	1 7/16"	3/8"	1 1/2"	—	3/8
4"	1 1/4"	300	Plain	2.00004.52 HT	—	1/2"	1 7/16"	3/8"	1 1/2"	—	3/4
			Plain	4.00004.812 HT	—	3/4"	1 3/4"	1/2"	27/16"	—	3/4
			Less Bearing	4.00004.816 HT	—	1 3/16"	1 5/8"	—	—	—	3/4
	1 1/2"	700	Roller	4.00004.819 HT	3/4"	1 3/16"	1 5/8"	1/2"	27/16"	—	3/4
			Plain	5.00004.832 HT	—	3/4"	2 3/8"	1/2"	27/16"	—	3/4
			Less Bearing	5.00004.836 HT	—	1 3/16"	2 3/16"	—	—	—	3/4
2"	800	Roller	5.00004.839 HT	3/4"	1 3/16"	2 3/16"	1/2"	27/16"	—	3/4	
		Plain	2.00005.52 HT	—	1/2"	1 7/16"	3/8"	1 1/2"	—	1	
		Plain	4.00005.812 HT	—	3/4"	1 3/4"	1/2"	27/16"	—	3/4	
5"	1 1/2"	800	Less Bearing	4.00005.816 HT	—	1 3/16"	1 5/8"	—	—	—	3/4
			Roller	4.00005.819 HT	3/4"	1 3/16"	1 5/8"	1/2"	27/16"	—	3/4
			Plain	5.00005.832 HT	—	3/4"	2 3/8"	1/2"	27/16"	—	1
	2"	1000	Less Bearing	5.00005.836 HT	—	1 3/16"	2 3/16"	—	—	—	1
			Roller	5.00005.839 HT	3/4"	1 3/16"	2 3/16"	1/2"	27/16"	—	1
			Plain	5.00006.832 HT	—	3/4"	2 3/8"	1/2"	27/16"	—	1 2/3
6"	2"	1100	Less Bearing	5.00006.836 HT	—	1 3/16"	2 3/16"	—	—	—	1 2/3
			Roller	5.00006.839 HT	3/4"	1 3/16"	2 3/16"	1/2"	27/16"	—	1 2/3

Bronze bearings available, change last digit to "4".

WHEEL SELECTION

Phenolic Wheels

Capacity up to 800 lbs each • 2-4 SERIES



Phenolic resin wheels filled with macerated fabric. Quieter than steel or aluminum, provides superior floor protection. Resistant to hard impacts and most chemicals and steam. Standard color is black.

Temperature range: -45°F to +180°F. If metal washers specified: -45°F to +250°F (Roller and Ball bearings only).

Hardness: 90 (±5) Shore D Scale.

Wheel Dia.	Tread Width	Capacity Each (Pounds)	Bearing	Wheel Model Number	Wheel			Spanner Bushing		Thread Guard TG1: Metal TG2: Plastic	Weight (Pounds)
					Bearing Bore	Bore Less Bearing	Hub Length	Bore	Length		
2 1/2"	1 7/16"	300	Roller	2.00002.319	5/8"	1 1/16"	1 1/2"	3/8"	1 17/32"	–	5/8
	1 15/32"	350	Roller	2.00003.309	5/8"	1 1/16"	1 1/2"	3/8"	1 17/32"	–	3/4
3"	1 1/2"	500	Delrin	3.00003.301	3/4"	1 3/16"	1 5/8"	3/8"	1 7/8"	–	1
			Ball	3.00003.305	3/8"	–	1 7/8"	–	–	–	1
			Roller	3.00003.309	3/4"	1 3/16"	1 5/8"	3/8"	1 7/8"	–	1
			Delrin	4.00003.311	3/4"	1 3/16"	1 5/8"	1/2"	2 7/16"	–	7/8
			Ball	4.00003.315	1/2"	–	1 7/8"	–	–	–	7/8
			Roller	4.00003.319	3/4"	1 3/16"	1 5/8"	1/2"	2 7/16"	–	7/8
4"	1 1/2"	600	Delrin	3.00004.301	3/4"	1 3/16"	1 5/8"	3/8"	1 7/8"	TG1: 57852.10	1
			Ball	3.00004.305	3/8"	–	1 7/8"	–	–		1
			Roller	3.00004.309	3/4"	1 3/16"	1 5/8"	3/8"	1 7/8"		1
			Delrin	4.00004.311	3/4"	1 3/16"	1 5/8"	1/2"	2 7/16"	TG1: 57852.11	1 1/8
			Ball	4.00004.315	1/2"	–	1 7/8"	–	–		1 1/8
			Roller	4.00004.319	3/4"	1 3/16"	1 5/8"	1/2"	2 7/16"		1 1/8
5"	1 1/2"	600	Delrin	3.00005.301	3/4"	1 3/16"	1 5/8"	3/8"	1 7/8"	TG1: 57852.08	1
			Ball	3.00005.305	3/8"	–	1 7/8"	–	–		1
			Roller	3.00005.309	3/4"	1 3/16"	1 5/8"	3/8"	1 7/8"		1
			Delrin	4.00005.311	3/4"	1 3/16"	1 5/8"	1/2"	2 7/16"	TG1: 52001.86	1 1/2
			Ball	4.00005.315	1/2"	–	1 7/8"	–	–		1 1/2
			Roller	4.00005.319	3/4"	1 3/16"	1 5/8"	1/2"	2 7/16"		1 1/2
6"	1 1/2"	800	Delrin	3.00006.301	3/4"	1 3/16"	1 5/8"	3/8"	1 7/8"	TG1: 52250.56	1 3/4
			Ball	3.00006.305	3/8"	–	1 7/8"	–	–		1 3/4
			Roller	3.00006.309	3/4"	1 3/16"	1 5/8"	3/8"	1 7/8"		1 3/4
			Delrin	4.00006.311	3/4"	1 3/16"	1 5/8"	1/2"	2 7/16"	TG1: 57551.05	2
			Ball	4.00006.315	1/2"	–	1 7/8"	–	–		2
			Roller	4.00006.319	3/4"	1 3/16"	1 5/8"	1/2"	2 7/16"		2

WHEEL OPTIONS

- Delrin Bearing Less Bushing: Specify **"WB01B"**
- 1-Piece Delrin Bearing with Bushing (2" tread width): Specify **"WB11"**
- Metal cage roller bearing: Specify **"WB29"**
- Roller Bearing less Bushing: Specify **"WB09B"**
- Roller bearing metal thrust & retainer washers: Specify **"WSR1"**
- Roller bearing sintered iron step washers: Specify **"WSR2"**
- Roller bearing sealed metal retainer washer: Specify **"WSR3"**
- Spanner integrated precision sealed ball bearing: To order change ninth digit in model number to **"5"** (Example: 4.00005.315)

WHEEL SELECTION

Phenolic Wheels

Capacity up to 3500 lbs each • 5-8 SERIES

Phenolic resin wheels filled with macerated fabric. Quieter than steel or aluminum, provides superior floor protection. Resistant to hard impacts and most chemicals and steam. Standard color is black.

Temperature range: -45°F to +180°F. If metal washers specified: -45°F to +250°F (Roller and Ball bearings only).

Hardness: 90 (±5) Shore D Scale.



Wheel Dia.	Tread Width	Capacity Each (Pounds)	Bearing	Wheel Model Number	Wheel			Spanner Bushing		Thread Guard TG1: Metal TG2: Plastic	Weight (Pounds)
					Bearing Bore	Bore Less Bearing	Hub Length	Bore	Length		
3 1/4"	2"	700	Delrin	5.00003.331	3/4"	1 3/16"	2 3/16"	1/2"	2 7/16"	-	1 1/8
			Roller	5.00003.339	3/4"	1 3/16"	2 3/16"	1/2"	2 7/16"	-	1 1/8
4"	2"	800	Delrin	5.00004.331	3/4"	1 3/16"	2 3/16"	1/2"	2 7/16"	TG1: 59042.06	1 1/2
			Roller	5.00004.339	3/4"	1 3/16"	2 3/16"	1/2"	2 7/16"		1 1/2
5"	2"	1000	Delrin	5.00005.331	3/4"	1 3/16"	2 3/16"	1/2"	2 7/16"	TG1: 52007.94	2 1/8
			Roller	5.00005.339	3/4"	1 3/16"	2 3/16"	1/2"	2 7/16"		2 1/8
6"	2"	1200	Delrin	5.00006.331	3/4"	1 3/16"	2 3/16"	1/2"	2 7/16"	TG1: 52001.86	3
			Roller	5.00006.339	3/4"	1 3/16"	2 3/16"	1/2"	2 7/16"		3
	2 1/2"	1600	Roller	6.00006.369	3/4"	1 3/16"	2 3/4"	1/2"	3"	-	3 3/4
			Delrin	7.00006.361	1"	1 15/16"	3 1/4"	3/4"	3 1/2"	-	4 1/2
			Roller	7.00006.369	1"	1 15/16"	3 1/4"	3/4"	3 1/2"	-	4 1/2
			Roller	8.00006.369	1 1/4"	1 15/16"	3 1/4"	1"	3 1/2"	-	4 1/2
	3"	2000	Delrin	7.00006.371	1"	1 15/16"	3 1/4"	3/4"	3 1/2"	-	5
			Roller	7.00006.379	1"	1 15/16"	3 1/4"	3/4"	3 1/2"	-	5
8"	2"	1400	Delrin	5.00008.331	3/4"	1 3/16"	2 3/16"	1/2"	2 7/16"	TG1: 57852.05	4 3/4
			Roller	5.00008.339	3/4"	1 3/16"	2 3/16"	1/2"	2 7/16"		4 3/4
	2 1/2"	1600	Roller	6.00008.369	3/4"	1 3/16"	2 3/4"	1/2"	3"	-	4 3/4
			Delrin	7.00008.361	1"	1 15/16"	3 1/4"	3/4"	3 1/2"	-	5 1/2
			Roller	7.00008.369	1"	1 15/16"	3 1/4"	3/4"	3 1/2"	-	5 1/2
			Roller	8.00008.369	1 1/4"	1 15/16"	3 1/4"	1"	3 1/2"	-	5 1/2
	3"	2500	Delrin	7.00008.371	1"	1 15/16"	3 1/4"	3/4"	3 1/2"	-	6
			Roller	7.00008.379	1"	1 15/16"	3 1/4"	3/4"	3 1/2"	-	6
10"	2 1/2"	1600	Roller	6.00010.369	3/4"	1 3/16"	2 3/4"	1/2"	3"	-	7 3/4
			Delrin	7.00010.361	1"	1 15/16"	3 1/4"	3/4"	3 1/2"	-	8 1/4
		2500	Roller	7.00010.369	1"	1 15/16"	3 1/4"	3/4"	3 1/2"	-	8 1/4
			Roller	8.00010.369	1 1/4"	1 15/16"	3 1/4"	1"	3 1/2"	-	8 1/4
	3"	2900	Delrin	7.00010.371	1"	1 15/16"	3 1/4"	3/4"	3 1/2"	-	9 1/2
			Roller	7.00010.379	1"	1 15/16"	3 1/4"	3/4"	3 1/2"	-	9 1/2
12"	3"	3500	Delrin	7.00012.371	1"	1 15/16"	3 1/4"	3/4"	3 1/2"	-	12 1/2
			Roller	7.00012.379	1"	1 15/16"	3 1/4"	3/4"	3 1/2"	-	12 1/2
			Roller	8.00012.379	1 1/4"	1 15/16"	3 1/4"	1"	3 1/2"	-	12 1/2

WHEEL OPTIONS

- Delrin Bearing Less Bushing: Specify **"WB01B"**
- 1-Piece Delrin Bearing with Bushing (2" tread width): Specify **"WB11"**
- 1-Piece Delrin Bearing less Bushing (2" tread width): Specify **"WB11B"**
- Torrington style with Hytrel retainer (2" tread width): Specify **"WB19"**
- Roller Bearing less Bushing: Specify **"WB09B"**
- Roller bearing metal thrust & retainer washers: Specify **"WSR1"**
- Roller bearing sealed metal retainer washer: Specify **"WSR3"**
- Spanner integrated precision sealed ball bearing: To order change ninth digit in model number to **"5"** (Example: 5.00006.335)

Cast Iron Wheels

Capacity up to 600 lbs each • 2-4 SERIES



Should be specified when excessive load weights are involved and floor protection is not a factor. High strength to withstand sharp impacts. Cast Iron wheels should not be used if noise is of major concern or if loads are fragile.

Temperature range: -45°F to +180°F. If metal washers specified: -45°F to + 500°F (Roller, Ball and Sleeve bearings only).

Finish: Green alkyd enamel.

Wheel Dia.	Tread Width	Capacity Each (Pounds)	Bearing	Wheel Model Number	Wheel			Spanner Bushing		Thread Guard TG1: Metal TG2: Plastic	Weight (Pounds)
					Bearing Bore	Bore Less Bearing	Hub Length	Bore	Length		
2 7/16"	1 1/4"	200	Sleeve	2.00002.12	5/8"	—	1 15/32"	3/8"	1 1/2"	TG1: 57854.01	3/4
3"	1 1/4"	200	Sleeve	2.00003.14	5/8"	—	1 15/32"	3/8"	1 1/2"	—	1 1/4
	1 1/2"	425	Delrin	3.00003.101	3/4"	1 3/16"	1 5/8"	3/8"	1 7/8"	TG1: 52250.62	2 3/8
			Roller	3.00003.109	3/4"	1 3/16"	1 5/8"	3/8"	1 7/8"		2 3/8
			Delrin	4.00003.111	3/4"	1 3/16"	1 5/8"	1/2"	2 7/16"	TG1: 57852.12	2 3/8
			Roller	4.00003.119	3/4"	1 3/16"	1 5/8"	1/2"	2 7/16"		2 3/8
3 1/2"	1 1/4"	300	Sleeve	2.00003.12	5/8"	—	1 15/32"	3/8"	1 1/2"	—	1 1/2
4"	1 1/4"	300	Sleeve	2.00004.12	5/8"	—	1 15/32"	3/8"	1 1/2"	—	2
	1 1/2"	500	Delrin	3.00004.101	3/4"	1 3/16"	1 5/8"	3/8"	1 7/8"	—	2 1/2
			Roller	3.00004.109	3/4"	1 3/16"	1 5/8"	3/8"	1 7/8"	—	2 1/2
			Delrin	4.00004.111	3/4"	1 3/16"	1 5/8"	1/2"	2 7/16"	TG1: 52007.94	2 3/8
			Roller	4.00004.119	3/4"	1 3/16"	1 5/8"	1/2"	2 7/16"		2 3/8
5"	1 1/4"	300	Sleeve	2.00005.12	5/8"	—	1 15/32"	3/8"	1 1/2"	TG1: 57551.02	2 1/4
	1 1/2"	600	Delrin	3.00005.101	3/4"	1 3/16"	1 5/8"	3/8"	1 7/8"	TG1: 52250.56	3 1/4
			Roller	3.00005.109	3/4"	1 3/16"	1 5/8"	3/8"	1 7/8"		3 1/4
			Delrin	4.00005.111	3/4"	1 3/16"	1 5/8"	1/2"	2 7/16"	TG1: 57551.05	3 1/4
			Roller	4.00005.119	3/4"	1 3/16"	1 5/8"	1/2"	2 7/16"		3 1/4
6"	1 1/2"	600	Delrin	3.00006.101	3/4"	1 3/16"	1 5/8"	3/8"	1 7/8"	TG1: 57852.16	4
			Roller	3.00006.109	3/4"	1 3/16"	1 5/8"	3/8"	1 7/8"		4
			Delrin	4.00006.111	3/4"	1 3/16"	1 5/8"	1/2"	2 7/16"	TG1: 57852.04	4
			Roller	4.00006.119	3/4"	1 3/16"	1 5/8"	1/2"	2 7/16"		4

Note: Some cast iron models have solid cores depending on wheel diameter. Consult factory.

WHEEL OPTIONS

- Delrin Bearing Less Bushing: Specify **"WB01B"**
- Roller Bearing less Bushing: Specify **"WB09B"**
- Roller bearing metal thrust & retainer washers: Specify **"WSR1"**
- Roller bearing sealed metal retainer washer: Specify **"WSR3"**
- Spanner integrated precision sealed ball bearing: To order change ninth digit in model number to **"5"** (Example: 4.00006.115)

WHEEL SELECTION

Cast Iron Wheels

Capacity up to 3000 lbs each • 5-8 SERIES

Should be specified when excessive load weights are involved and floor protection is not a factor. High strength to withstand sharp impacts. Cast Iron wheels should not be used if noise is of major concern or if loads are fragile.

Temperature range: -45°F to +180°F. If metal washers specified: -45°F to + 500°F (Roller, Ball & Sleeve bearings only).

Finish: Green alkyd enamel.

Zerk Fitting: Zerk grease fitting in hub is standard on 7 and 8 Series wheels.



Wheel Dia.	Tread Width	Capacity Each (Pounds)	Bearing	Wheel Model Number	Wheel			Spanner Bushing		Thread Guard TG1: Metal TG2: Plastic	Weight (Pounds)
					Bearing Bore	Bore Less Bearing	Hub Length	Bore	Length		
4"	2"	1000	Delrin	5.00004.131	3/4"	1 3/16"	2 3/16"	1/2"	2 7/16"	TG1: 52007.94	3 5/8
			Roller	5.00004.139	3/4"	1 3/16"	2 3/16"	1/2"	2 7/16"		3 5/8
5"	2"	1000	Delrin	5.00005.131	3/4"	1 3/16"	2 3/16"	1/2"	2 7/16"	TG1: 57551.05	5 1/8
			Roller	5.00005.139	3/4"	1 3/16"	2 3/16"	1/2"	2 7/16"		5 1/8
	2 1/2"	2000	Delrin	7.00005.161	1"	1 15/16"	3 1/4"	3/4"	3 1/2"	-	8 1/2
			Roller	7.00005.169	1"	1 15/16"	3 1/4"	3/4"	3 1/2"	-	8 1/2
			Roller	8.00005.169	1 1/4"	1 15/16"	3 1/4"	1"	3 1/2"	-	8 1/2
6"	2"	1500	Delrin	5.00006.131	3/4"	1 3/16"	2 3/16"	1/2"	2 7/16"	-	5 3/4
			Roller	5.00006.139	3/4"	1 3/16"	2 3/16"	1/2"	2 7/16"	-	5 3/4
	2 1/2"	1600	Roller	6.00006.169	3/4"	1 3/16"	2 3/4"	1/2"	3"	-	9
			Delrin	7.00006.161	1"	1 15/16"	3 1/4"	3/4"	3 1/2"	-	10 3/4
		2500	Roller	7.00006.169	1"	1 15/16"	3 1/4"	3/4"	3 1/2"	-	10 3/4
			Roller	8.00006.169	1 1/4"	1 15/16"	3 1/4"	1"	3 1/2"	-	10 3/4
8"	2"	1500	Delrin	5.00008.131	3/4"	1 3/16"	2 3/16"	1/2"	2 7/16"	-	8 1/2
			Roller	5.00008.139	3/4"	1 3/16"	2 3/16"	1/2"	2 7/16"	-	8 1/2
	2 1/2"	1600	Roller	6.00008.169	3/4"	1 3/16"	2 3/4"	1/2"	3"	-	13
			Delrin	7.00008.171	1"	1 15/16"	3 1/4"	3/4"	3 1/2"	-	17 1/4
		2500	Roller	7.00008.179	1"	1 15/16"	3 1/4"	3/4"	3 1/2"	-	17 1/4
			Roller	8.00008.179	1 1/4"	1 15/16"	3 1/4"	1"	3 9/16"	-	17 1/2
10"	2 1/2"	1600	Roller	6.00010.169	3/4"	1 3/16"	2 3/4"	3/8"	3"	-	18
			Delrin	7.00010.161	1"	1 15/16"	3 1/4"	3/4"	3 1/2"	-	18
			Roller	7.00010.169	1"	1 15/16"	3 1/4"	3/4"	3 1/2"	-	18
	3"	2500	Delrin	7.00010.171	1"	1 15/16"	3 1/4"	3/4"	3 1/2"	-	20 1/2
			Roller	7.00010.179	1"	1 15/16"	3 1/4"	3/4"	3 1/2"	-	20 1/2
		3000	Roller	8.00010.179	1 1/4"	1 15/16"	3 1/4"	1"	3 1/2"	-	20 1/2
12"	3"	2500	Delrin	7.00012.171	1"	1 15/16"	3 1/4"	3/4"	3 1/2"	-	23 1/2
			Roller	7.00012.179	1"	1 15/16"	3 1/4"	3/4"	3 1/2"	-	23 1/2
		3000	Roller	8.00012.179	1 1/4"	1 15/16"	3 1/4"	1"	3 1/2"	-	23 1/2

WHEEL OPTIONS

- Delrin Bearing Less Bushing: Specify **"WB01B"**
- 1-Piece Delrin Bearing with Bushing (2" tread width): Specify **"WB11"**
- 1-Piece Delrin Bearing less Bushing (2" tread width): Specify **"WB11B"**
- Torrington style with Hytrel retainer (2" tread width): Specify **"WB19"**
- Roller Bearing less Bushing: Specify **"WB09B"**
- Roller bearing metal thrust & retainer washers: Specify **"WSR1"**
- Roller bearing sealed metal retainer washer: Specify **"WSR3"**
- Spanner integrated precision sealed ball bearing: To order change ninth digit in model number to **"5"** (Example: 5.00006.135)

Forged Steel Wheels

Capacity up to 4500 lbs each • 5-8 SERIES



For exceptionally heavy duty service where floor protection is not a factor. Forged steel wheels have almost unbreakable construction, great wear resistance and take shock impacts very well in power drawn service. They should not be used if noise is of major concern or if loads are fragile.

Temperature range: -45°F to +180°F. If metal washers specified: -45°F to + 500°F (Roller bearings only).

Finish: Green alkyd enamel.

Zerk Fitting: Zerk grease fitting in hub is standard on 7 and 8 Series wheels.

Wheel Dia.	Tread Width	Capacity Each (Pounds)	Bearing	Wheel Model Number	Wheel			Spanner Bushing		Thread Guard TG1: Metal TG2: Plastic	Weight (Pounds)
					Bearing Bore	Bore Less Bearing	Hub Length	Bore	Length		
4"	1 1/2"	1400	Delrin	5.00004.211	3/4"	1 3/16"	2 3/16"	1/2"	2 7/16"	-	3
			Roller	5.00004.219	3/4"	1 3/16"	2 3/16"	1/2"	2 7/16"	-	3
5"	2"	1500	Delrin	5.00005.231	3/4"	1 3/16"	2 3/16"	1/2"	2 7/16"	TG1: 57551.05	5
			Roller	5.00005.239	3/4"	1 3/16"	2 3/16"	1/2"	2 7/16"		5
6"	2"	1700	Delrin	5.00006.231	3/4"	1 3/16"	2 3/16"	1/2"	2 7/16"	-	6
			Roller	5.00006.239	3/4"	1 3/16"	2 3/16"	1/2"	2 7/16"	-	6
	2 1/2"	4000	Delrin	7.00006.261	1"	1 15/16"	3 1/4"	3/4"	3 1/2"	-	10 1/2
			Roller	7.00006.269	1"	1 15/16"	3 1/4"	3/4"	3 1/2"	-	10 1/2
8"	3"	4500	Roller	8.00006.269	1 1/4"	1 15/16"	3 1/4"	1"	3 1/2"	-	10 1/2
			Delrin	7.00008.271	1"	1 15/16"	3 1/4"	3/4"	3 1/2"	-	21
Roller			7.00008.279	1"	1 15/16"	3 1/4"	3/4"	3 1/2"	-	21	
10"	3"	4500	Roller	8.00008.279	1 1/4"	1 15/16"	3 1/4"	1"	3 9/16"	-	21
			Delrin	7.00010.271	1"	1 15/16"	3 1/4"	3/4"	3 1/2"	-	30
			Roller	7.00010.279	1"	1 15/16"	3 1/4"	3/4"	3 1/2"	-	30
			Roller	8.00010.279	1 1/4"	1 15/16"	3 1/4"	1"	3 9/16"	-	30

WHEEL OPTIONS

- Delrin Bearing Less Bushing: Specify **"WB01B"**
- 1-Piece Delrin Bearing with Bushing (2" tread width): Specify **"WB11"**
- 1-Piece Delrin Bearing less Bushing (2" tread width): Specify **"WB11B"**
- Torrington style with Hytrel retainer (2" tread width): Specify **"WB19"**
- Roller Bearing less Bushing: Specify **"WB09B"**
- Roller bearing metal thrust & retainer washers: Specify **"WSR1"**
- Roller bearing sealed metal retainer washer: Specify **"WSR3"**
- Spanner integrated precision sealed ball bearing: To order change ninth digit in model number to **"5"** (Example: 5.00006.235)

WHEEL SELECTION

V-Groove Wheels

Capacity up to 6000 lbs each • 5-7 SERIES

For track or floor operation on inverted angle iron track in production lines. Also used with hand or conveyor trucks. Wheels are cast with reinforced section at maximum stress points. V-Groove surface and face are machine finished.

These wheels handle loads from 800 to 8,000 lbs. per wheel. Designed for floor operation, or for track mounted flush or on top of floors. Gives greater flexibility and better use of available floor space. Curves and switches may be used in track operation.

Wheels are cast with reinforced section at maximum stress points. Type of track layout and casters are dependent upon floor conditions, area, distance and load. Consult your local Colson representative for advice on the proper caster for the most economic and efficient handling of your particular application.

Temperature range: -45°F to +180°F. If metal washers specified: -45°F to +500°F (Roller bearing only).

Finish: Green alkylid enamel.



Wheel Dia.	Tread Width	Capacity Each (Pounds)	Bearing	Wheel Model Number	Wheel			Spanner Bushing		Thread Guard TG1: Metal TG2: Plastic	Weight (Pounds)
					Bearing Bore	Bore Less Bearing	Hub Length	Bore	Length		
4"	2"	800	Delrin	5.00004.731	3/4"	1 3/16"	2 3/16"	1/2"	2 7/16"	TG1: 57852.07	3 7/8
			Roller	5.00004.739	3/4"	1 3/16"	2 3/16"	1/2"	2 7/16"		3 7/8
6"	2"	1200	Delrin	5.00006.731	3/4"	1 3/16"	2 3/16"	1/2"	2 7/16"	-	6 1/4
			Roller	5.00006.739	3/4"	1 3/16"	2 3/16"	1/2"	2 7/16"	-	6 1/4
	2 1/2"	2500	Delrin	7.00006.761	1"	1 15/16"	3 1/4"	3/4"	3 1/2"	-	9 1/4
			Roller	7.00006.769	1"	1 15/16"	3 1/4"	3/4"	3 1/2"	-	9 1/4
3"	6000	Roller	7.00006.789*	1"	2 7/16"	3 1/4"	3/4"	3 1/2"	-	20	
8"	3"	2500	Delrin	7.00008.771	1"	1 15/16"	3 1/4"	3/4"	3 1/2"	-	13 1/2
			Roller	7.00008.779	1"	1 15/16"	3 1/4"	3/4"	3 1/2"	-	13 1/2

*The 6" x 3" V-Groove wheel is forged steel. All other models are cast iron.

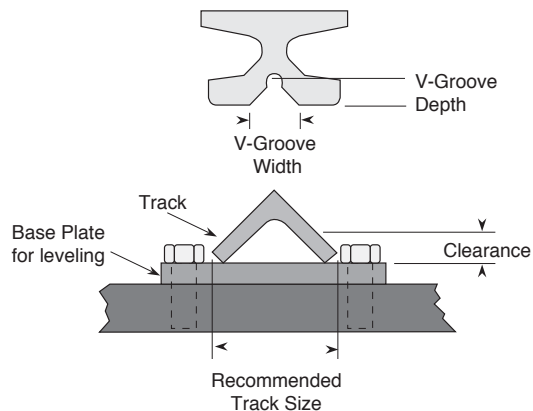
WHEEL OPTIONS

- Delrin Bearing Less Bushing: Specify **"WB01B"**
- 1-Piece Delrin Bearing with Bushing (2" tread width): Specify **"WB11"**
- 1-Piece Delrin Bearing less Bushing (2" tread width): Specify **"WB11B"**
- Torrington style with Hytrel retainer (2" tread width): Specify **"WB19"**
- Roller Bearing less Bushing: Specify **"WB09B"**
- Roller bearing metal thrust & retainer washers: Specify **"WSR1"**
- Roller bearing sealed metal retainer washer: Specify **"WSR3"**
- Spanner integrated precision sealed ball bearing: To order change ninth digit in model number to **"5"** (Example: 5.00006.735)



Wheel Dia.	Tread Width	V-Groove Width	V-Groove Depth	Recommended Track Size	Clearance
4"	2"	3/4"	3/8"	1 1/2" x 1 1/2"	13/16"
6"	2"	3/4"	3/8"	1 1/2" x 1 1/2"	13/16"
	2 1/2"	3/4"	3/8"	1 1/2" x 1 1/2"	13/16"
	3"	1 3/8"	1 1/16"	2" x 2"	13/16"
8"	3"	3/4"	3/8"	2" x 2"	1 1/16"

Recommended track size and clearance dimensions are in the chart above. The base plate may be mounted directly to floor or to a cement grouting for leveling track if necessary because of uneven floor conditions.



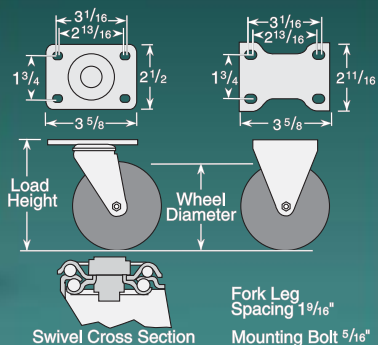
WHEEL SELECTION

2 ENCORE[®] SERIES

Capacity up to 260 lbs each

www.colsoncaster.com

Top Plate Swivel & Rigid



- ### Standard Features
- Zinc plated finish is attractive and durable
 - Full double ball hardened raceways for better performance and greater durability
 - 3/8" hollow axle with lock nut
 - Grease holes on wheel bearing for greater convenience

Performance Options

Caster Brake

Total Lock Brake (See page 12)
Locks wheel and swivel simultaneously. Fits 3 1/2", 4" and 5" swivel models. Field installable (Specify **BRK5**).

Side Lock Brake (See page 12)
Available on all swivel models. Field installable (Specify **BRK1**).

Wheel Selection



Encore Warranty

Each Encore branded product is warranted against defects in material and workmanship for **one year** from the date of original purchase, unless it has been misused, abused, modified or improperly installed.

Any product that is claimed to be defective that is returned to Colson with its approval will be repaired or replaced free of charge (excluding freight and installation). This warranty is exclusive and there are no other warranties, express or implied, such as an implied warranty of merchantability or fitness for particular purpose. This remedy is the sole remedy in contract, tort or otherwise, and Colson is not liable for incidental, consequential or special damages.

2 SERIES ENCORE® • Top Plate Swivel & Rigid • Capacity up to 260 lbs

Wheel Dia.	Tread Width	Capacity Each (Pounds)	Wheel Descriptions	Wheel Bearing	Swivel Top Plate Caster Models	Rigid Top Plate Caster Models	Load Height	Swivel Radius	Weight (Pounds)
2 1/2"	1 1/4"	175	Soft Rubber	Plain	E2.02756.42	E2.02708.42	3 7/8	2 13/32	1 3/4
		200	Ecopoly	Delrin	E2.02756.951	E2.02708.951	3 7/8	2 13/32	1 5/8
			Ecopoly	Ball	E2.02756.955	E2.02708.955	3 7/8	2 13/32	1 5/8
260	Hard Rubber	Plain	E2.02756.52	E2.02708.52	3 7/8	2 13/32	1 3/4		
3"	1 1/4"	180	Ecoforma Rubber (Flat tread)	Delrin	E2.03856.471	E2.03808.471	4 1/8	2 21/32	1 3/4
			Ecoforma Rubber (Flat tread)	Ball	E2.03856.485	E2.03808.485	4 1/8	2 21/32	1 3/4
		200	Soft Rubber	Plain	E2.03856.42	E2.03808.42	4 1/8	2 21/32	2
			Ecopoly	Delrin	E2.03856.951	E2.03808.951	4 1/8	2 21/32	2
		260	Ecopoly	Ball	E2.03856.955	E2.03808.955	4 1/8	2 21/32	2
			Hard Rubber	Plain	E2.03856.52	E2.03808.52	4 1/8	2 21/32	2
3 1/2"	1 1/4"	170	Ecoforma Rubber (Round tread)	Delrin	E2.03756.581	E2.03708.581	4 11/16	2 29/32	2 1/4
			Ecoforma Rubber (Round tread)	Ball	E2.03756.585	E2.03708.585	4 11/16	2 29/32	2 1/4
		200	Ecoforma Rubber (Flat tread)	Delrin	E2.03756.471	E2.03708.471	4 11/16	2 29/32	2
			Ecoforma Rubber (Flat tread)	Ball	E2.03756.485	E2.03708.485	4 11/16	2 29/32	2
			Ecopoly	Delrin	E2.03756.951	E2.03708.951	4 11/16	2 29/32	1 7/8
			Ecopoly	Ball	E2.03756.955	E2.03708.955	4 11/16	2 29/32	1 7/8
		260	Soft Rubber	Plain	E2.03756.42	E2.03708.42	4 11/16	2 29/32	2 1/8
			Hard Rubber	Plain	E2.03756.52	E2.03708.52	4 11/16	2 29/32	2 1/8
4"	1 1/4"	200	Soft Rubber	Plain	E2.04756.42	E2.04708.42	5 1/8	3 7/32	2 1/5
			Ecopoly	Delrin	E2.04756.951	E2.04708.951	5 1/8	3 7/32	2 1/8
		240	Ecopoly	Ball	E2.04756.955	E2.04708.955	5 1/8	3 7/32	2 1/8
			Ecoforma Rubber (Flat tread)	Delrin	E2.04756.471	E2.04708.471	5 1/8	3 7/32	2 1/4
		260	Ecoforma Rubber (Flat tread)	Ball	E2.04756.485	E2.04708.485	5 1/8	3 7/32	2 1/4
			Hard Rubber	Plain	E2.04756.52	E2.04708.52	5 1/8	3 7/32	2 1/2
5"	1 1/4"	200	Soft Rubber	Plain	E2.05756.42	E2.05708.42	6 3/16	3 13/16	3
			Ecoforma Rubber (Round tread)	Delrin	E2.05756.581	E2.05708.581	6 3/16	3 13/16	3
			Ecoforma Rubber (Round tread)	Ball	E2.05756.585	E2.05708.585	6 3/16	3 13/16	3
		240	Ecopoly	Delrin	E2.05756.951	E2.05708.951	6 3/16	3 13/16	2 1/2
			Ecopoly	Ball	E2.05756.955	E2.05708.955	6 3/16	3 13/16	2 1/2
		260	Ecoforma Rubber (Flat tread)	Delrin	E2.05756.471	E2.05708.471	6 3/16	3 13/16	2 3/4
			Ecoforma Rubber (Flat tread)	Ball	E2.05756.485	E2.05708.485	6 3/16	3 13/16	2 3/4
			Hard Rubber	Plain	E2.05756.52	E2.05708.52	6 3/16	3 13/16	3
6"	1 1/4"	240	Ecopoly	Delrin	E2.06756.951	E2.06708.951	7 1/4	4 5/16	2 7/8
			Ecopoly	Ball	E2.06756.955	E2.06708.955	7 1/4	4 5/16	2 7/8
		260	Ecoforma Rubber (Flat tread)	Delrin	E2.06756.471	E2.06708.471	7 1/4	4 5/16	3 1/4
			Ecoforma Rubber (Flat tread)	Ball	E2.06756.485	E2.06708.485	7 1/4	4 5/16	3 1/4

2 SERIES ENCORE

4 *ENCORE*[®] SERIES

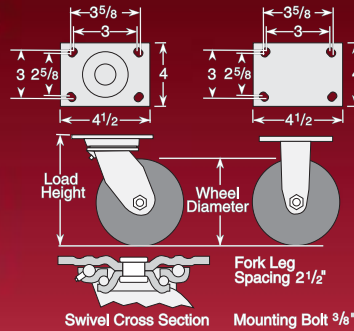
Capacity up to 1000 lbs each

www.colsoncaster.com

Standard Features

- Attractive zinc plated finish
- 1/2" hollow axle with grease zerk and lock nut
- Plastic seal/retainer washer (roller bearing models)
- 1/4" steel top plate for durability
- Permanent rivet king pin with 5/8" diameter rivet
- Grease fittings: wheel bearing and swivel raceway

Top Plate Swivel & Rigid



Performance Options

Caster Brakes

Side Lock (See page 13)
Available on swivel roller bearing and one piece Delrin models except 3 1/4" diameter (Specify **BRK3**).

Top Lock (See page 13)
Available on all swivel and rigid models except 3 1/4" diameter (Specify **BRK7**).

Wheel Selection



ECOFORMA
FLAT GREY TREAD



ECOFORMA
FLAT BLACK TREAD



ECOFORMA
ROUND GREY TREAD



MOLDON RUBBER
CAST IRON



GLASS FILLED
NYLON



ECOPOLY



POLYURETHANE
CAST IRON



CAST IRON

4 SERIES ENCORE® • Top Plate Swivel & Rigid • Capacity up to 1000 lbs

Wheel Dia.	Tread Width	Capacity Each (Pounds)	Wheel Descriptions	Swivel Top Plate Roller Bearing Caster Models	Rigid Top Plate Roller Bearing Caster Models	Optional Bearings (Order information below chart)	Load Height	Swivel Radius	Weight lbs (Rigid Deduct 1.5 lbs)
4"	2"	280	Ecoforma Rubber (Flat/Black)	E4.04169.479.2	E4.04168.479.2	Delrin, Ball	5 5/8	3 3/4	5 3/4
			Ecoforma Rubber (Flat/Grey)	E4.04169.479	E4.04168.479	Delrin, Ball	5 5/8	3 3/4	5 3/4
		320	Moldon Rubber (Cast Iron Core)	E4.04169.649.7	E4.04168.649.7	Delrin	5 5/8	3 3/4	7 1/4
			Ecopoly	E4.04169.929.7	E4.04168.929.7	Delrin	5 5/8	3 3/4	4 3/4
		560	Moldon Polyurethane (Cast Iron Core)	E4.04169.949.7	E4.04168.949.7	Delrin	5 5/8	3 3/4	7 1/4
		640	Glass Filled Nylon	E4.04169.539	E4.04168.539	Delrin	5 5/8	3 3/4	4 1/8
800	Cast Iron	E4.04169.139	E4.04168.139	Delrin	5 5/8	3 3/4	7 7/8		
5"	2"	300	Ecoforma Rubber (Flat/Black)	E4.05169.479.2	E4.05168.479.2	Delrin, Ball	6 1/2	4 1/2	6 1/8
			Ecoforma Rubber (Flat/Grey)	E4.05169.479	E4.05168.479	Delrin, Ball	6 1/2	4 1/2	6 1/8
		320	Moldon Rubber (Cast Iron Core)	E4.05169.649.7	E4.05168.649.7	Delrin	6 1/2	4 1/2	8 1/8
			Ecopoly	E4.05169.929.7	E4.05168.929.7	Delrin	6 1/2	4 1/2	4 3/4
		800	Moldon Polyurethane (Cast Iron Core)	E4.05169.949.7	E4.05168.949.7	Delrin	6 1/2	4 1/2	8 1/8
			Glass Filled Nylon	E4.05169.539	E4.05168.539	Delrin	6 1/2	4 1/2	4 1/2
Cast Iron	E4.05169.139	E4.05168.139	Delrin	6 1/2	4 1/2	8 7/8			
6"	2"	480	Ecoforma Rubber (Flat/Black)	E4.06169.479.2	E4.06168.479.2	Delrin, Ball	7 1/2	5 1/4	6 1/8
			Ecoforma Rubber (Flat/Grey)	E4.06169.479	E4.06168.479	Delrin, Ball	7 1/2	5 1/4	6 1/8
		360	Ecoforma Rubber (Round/Grey)	E4.06169.579	E4.06168.579	Delrin, Ball	7 1/2	5 1/4	6 1/8
			Moldon Rubber (Cast Iron Core)	E4.06169.649.7	E4.06168.649.7	Delrin	7 1/2	5 1/4	10 1/2
		720	Ecopoly	E4.06169.929.7	E4.06168.929.7	Delrin	7 1/2	5 1/4	5
		960	Moldon Polyurethane (Cast Iron Core)	E4.06169.949.7	E4.06168.949.7	Delrin	7 1/2	5 1/4	10 1/2
Glass Filled Nylon	E4.06169.539		E4.06168.539	Delrin	7 1/2	5 1/4	4 3/4		
1000	Cast Iron	E4.06169.139	E4.06168.139	Delrin	7 1/2	5 1/4	9 3/4		
8"	2"	540	Ecoforma Rubber (Flat/Black)	E4.08169.479.2	E4.08168.479.2	Delrin, Ball	9 1/2	6 1/2	6 1/4
			Ecoforma Rubber (Flat/Grey)	E4.08169.479	E4.08168.479	Delrin, Ball	9 1/2	6 1/2	6 1/4
		480	Ecoforma Rubber (Round/Grey)	E4.08169.579	E4.08168.579	Delrin, Ball	9 1/2	6 1/2	6 1/4
			Moldon Rubber (Cast Iron Core)	E4.08169.649.7	E4.08168.649.7	Delrin	9 1/2	6 1/2	13 1/4
		800	Ecopoly	E4.08169.929.7	E4.08168.929.7	Delrin	9 1/2	6 1/2	5 3/4
		1000	Moldon Polyurethane (Cast Iron Core)	E4.08169.949.7	E4.08168.949.7	Delrin	9 1/2	6 1/2	13 1/4
Glass Filled Nylon	E4.08169.539		E4.08168.539	Delrin	9 1/2	6 1/2	5 1/2		
Cast Iron	E4.08169.139	E4.08168.139	Delrin	9 1/2	6 1/2	12 1/2			

Delrin Bearing Options: For standard two-piece bearing change 10th digit to "1" (Example: E4.06109.921.7).

Ball Bearing Options: To order change 10th digit in model number to "5" (Example: E4.06109.475).

4 SERIES

Ecoforma Wheels

Capacity up to 540 lbs each • 2 & 5 SERIES • Flat Grey Tread

Ecoforma wheels offer the advantages of both hard and soft tread materials in a single wheel. Like a hard tread wheel, Ecoforma rolls easily and is very durable. Like a soft tread wheel, it rolls quietly, protects floors and resists impacts with a cushion ride. It also features maximum weatherability, low temperature flexibility, resistance to chemicals, water

and steam, and rejects floor debris such as metal shavings. Non-marking thermoplastic elastomer tread is permanently bonded to durable polyolefin wheel core.

Temperature range: -45°F to +180°F intermittent service (120° continuous service).

Hardness: 65(±5) Durometer Shore A scale.

Wheel Dia.	Tread Width	Capacity Each (Pounds)	Bearing	Wheel Model Number	Wheel			Spanner Bushing		Weight (Pounds)
					Bearing Bore	Bore Less Bearing	Hub Length	Bore	Length	
3"	1 1/4"	180	Delrin	E2.00033.471	1/2"	29/32"	17/16"	3/8"	1 1/2"	1/4
3 1/2"	1 1/4"	200	Delrin	E2.00003.471	1/2"	29/32"	17/16"	3/8"	1 1/2"	1/4
4"	1 1/4"	240	Delrin	E2.00004.471	1/2"	29/32"	17/16"	3/8"	1 1/2"	1/4
	2"	280	Delrin	E5.00004.471	3/4"	13/16"	2 3/16"	1/2"	2 7/16"	3/8
5"	1 1/4"	260	Delrin	E2.00005.471	1/2"	29/32"	17/16"	3/8"	1 1/2"	1/4
	2"	300	Delrin	E5.00005.471	3/4"	13/16"	2 3/16"	1/2"	2 7/16"	1/4
6"	1 1/4"	280	Delrin	E2.00006.471	1/2"	29/32"	1 1/32"	3/8"	1 7/64"	1/4
	2"	480	Delrin	E5.00006.471	3/4"	13/16"	2 3/16"	1/2"	1 1/2"	1/4
8"	2"	540	Delrin	E5.00008.471	3/4"	13/16"	2 3/16"	1/2"	2 7/16"	1/4

Annular Ball Bearing Option (2 Series): Change the last two digits to "85." Example: E2.00033.485.

Cartridge Bearing Option (5 Series): Change the 10th digit to "5." Example: E5.00004.475.

Roller Bearing Option (5 Series): Change the 10th digit to "9." Example: E5.00004.479.

Less Bearing Option (5 Series): Change the 10th digit to "6." Example: E5.00004.476.

Capacity up to 540 lbs each • 5 SERIES • Flat Black Tread

Wheel Dia.	Tread Width	Capacity Each (Pounds)	Bearing	Wheel Model Number	Wheel			Spanner Bushing		Weight (Pounds)
					Bearing Bore	Bore Less Bearing	Hub Length	Bore	Length	
4"	2"	280	Delrin	E5.00004.471.2	3/4"	13/16"	2 3/16"	1/2"	2 7/16"	1 1/4
5"	2"	300	Delrin	E5.00005.471.2	3/4"	13/16"	2 3/16"	1/2"	2 7/16"	1 1/2
6"	2"	480	Delrin	E5.00006.471.2	3/4"	13/16"	2 3/16"	1/2"	2 7/16"	1 3/4
8"	2"	540	Delrin	E5.00008.471.2	3/4"	13/16"	2 3/16"	1/2"	2 7/16"	2 1/2

Cartridge Bearing Option (5 Series): Change the 10th digit to "5." Example: E5.00004.475.2.

Roller Bearing Option (5 Series): Change the 10th digit to "9." Example: E5.00004.479.2.

Less Bearing Option (5 Series): Change the 10th digit to "6." Example: E5.00004.476.2.

Capacity up to 480 lbs each • 2 & 5 SERIES • Round Grey Tread

Wheel Dia.	Tread Width	Capacity Each (Pounds)	Bearing	Wheel Model Number	Wheel			Spanner Bushing		Weight (Pounds)
					Bearing Bore	Bore Less Bearing	Hub Length	Bore	Length	
3 1/2"	1 5/16"	170	Delrin	E2.00003.571	1/2"	29/32"	1 7/16"	3/8"	1 1/2"	1/4
5"	1 5/16"	200	Delrin	E2.00005.571	1/2"	29/32"	1 7/16"	3/8"	1 1/2"	7/8
6"	2"	360	Delrin	E5.00006.571	3/4"	13/16"	2 3/16"	1/2"	2 7/16"	1 5/8
8"	2"	480	Delrin	E5.00008.571	3/4"	13/16"	2 3/16"	1/2"	2 7/16"	2 1/4

Annular Ball Bearing Option (2 Series): Change the last two digits to "85." Example: E2.00003.585.

Cartridge Bearing Option (5 Series): Change the 10th digit to "5." Example: E5.00005.575.

Roller Bearing Option (5 Series): Change the 10th digit to "9." Example: E5.00005.579.

Less Bearing Option (5 Series): Change the 10th digit to "6." Example: E5.00005.576.

Soft Rubber Wheels

Capacity up to 200 lbs each • 2 SERIES

Conventional-style rubber wheels. Provides good floor protection and quiet operation.

Temperature range: -20°F to +160°F.

Wheel Dia.	Tread Width	Capacity Each (Pounds)	Bearing	Wheel Model Number	Wheel			Spanner Bushing		Weight (Pounds)
					Bearing Bore	Bore Less Bearing	Hub Length	Bore	Length	
2 1/2"	1 1/4"	100	Plain	E2.00002.42	3/8"	N/A	1 11/25"	—	—	1/2
3"	1 1/4"	175	Plain	E2.00033.42	3/8"	N/A	1 11/25"	—	—	1/2
3 1/2"	1 1/4"	200	Plain	E2.00003.42	3/8"	N/A	1 11/25"	—	—	3/4
4"	1 1/4"	200	Plain	E2.00004.42	3/8"	N/A	1 11/25"	—	—	7/8
5"	1 1/4"	200	Plain	E2.00005.42	3/8"	N/A	1 11/25"	—	—	1

Hard Rubber Wheels

Capacity up to 200 lbs each • 2 SERIES

Conventional-style rubber wheels. Provides good floor protection and quiet operation.

Temperature range: -20°F to +160°F.

Wheel Dia.	Tread Width	Capacity Each (Pounds)	Bearing	Wheel Model Number	Wheel			Spanner Bushing		Weight (Pounds)
					Bearing Bore	Bore Less Bearing	Hub Length	Bore	Length	
2 1/2"	1 1/4"	100	Plain	E2.00002.52	3/8"	N/A	1 11/25"	—	—	1/2
3"	1 1/4"	175	Plain	E2.00033.52	3/8"	N/A	1 11/25"	—	—	1/2
3 1/2"	1 1/4"	200	Plain	E2.00003.52	3/8"	N/A	1 11/25"	—	—	3/4
4"	1 1/4"	200	Plain	E2.00004.52	3/8"	N/A	1 11/25"	—	—	7/8
5"	1 1/4"	200	Plain	E2.00005.52	3/8"	N/A	1 11/25"	—	—	1

Ecopoly Wheels

Capacity up to 800 lbs each • 2 & 5 SERIES

Industrial strength polyurethane tread bonded to "ribbed" polyolefin core. This design adds strength for loads subjected to shock and hard impacts. Tread is molded in, around and through a ribbed extension of the core to prevent debonding. Standard colors are red tread on grey core.

Not recommended for conditions of continuous operation such as tow-line, etc.

Temperature range: -45°F to +180°F.

Hardness: 55(±5) Durometer Shore D scale.

Wheel Dia.	Tread Width	Capacity Each (Pounds)	Bearing	Wheel Model Number	Wheel			Spanner Bushing		Weight (Pounds)
					Bearing Bore	Bore Less Bearing	Hub Length	Bore	Length	
2 1/2"	1 1/4"	200	Delrin	E2.00002.951	1/2"	29/32"	1 7/16"	3/8"	1 1/2"	1/4
3"	1 1/4"	160	Delrin	E2.00033.951	1/2"	29/32"	1 7/16"	3/8"	1 1/2"	1/3
3 1/2"	1 1/4"	200	Delrin	E2.00003.951	1/2"	29/32"	1 7/16"	3/8"	1 1/2"	3/8
4"	1 1/4"	220	Delrin	E2.00004.951	1/2"	29/32"	1 7/16"	3/8"	1 1/2"	1/2
	2"	480	Delrin	E5.00004.921.7	3/4"	1 3/16"	2 3/16"	1/2"	2 7/16"	1 1/2
5"	1 1/4"	240	Delrin	E2.00005.951	1/2"	29/32"	1 7/16"	3/8"	1 1/2"	1/4
	2"	600	Delrin	E5.00005.921.7	3/4"	1 3/16"	2 3/16"	1/2"	2 7/16"	1 1/2
6"	1 1/4"	300	Delrin	E2.00006.951	1/2"	29/32"	1 7/16"	3/8"	1 1/2"	1/4
	2"	720	Delrin	E5.00006.921.7	3/4"	1 3/16"	2 3/16"	1/2"	2 7/16"	1 7/8
8"	2"	800	Delrin	E5.00008.921.7	3/4"	1 3/16"	2 3/16"	1/2"	2 7/16"	1 3/4

Annular Ball Bearing Option (2 Series): Change the 10th digit to "5." Example: E2.00033.955.

Cartridge Bearing Option (5 Series): Change the 10th digit to "5." Example: E5.00004.925.7.

Roller Bearing Option (5 Series): Change the 10th digit to "9." Example: E5.00004.929.7.

Less Bearing Option (5 Series): Change the 10th digit to "6." Example: E5.00004.926.7.



ENGOCORE WHEELS

Cast Iron Wheels

Capacity up to 1500 lbs each • 5 SERIES



Should be specified when excessive load weights are involved and floor protection is not a factor. High strength to withstand sharp impacts. They should not be used if noise is of major concern or if loads are fragile.

Temperature range: -45°F to +180°F. If metal washers specified: -45°F to + 500°F (Roller, Ball and Sleeve bearings only).

Finish: Silver

Wheel Dia.	Tread Width	Capacity Each (Pounds)	Bearing	Wheel Model Number	Wheel			Spanner Bushing		Weight (Pounds)
					Bearing Bore	Bore Less Bearing	Hub Length	Bore	Length	
4"	2"	1000	Roller	E5.00004.139	3/4"	1 3/16"	2 3/16"	1/2"	2 7/16"	3 5/8
5"	2"	1000	Roller	E5.00005.139	3/4"	1 3/16"	2 3/16"	1/2"	2 7/16"	5 1/8
6"	2"	1500	Roller	E5.00006.139	3/4"	1 3/16"	2 3/16"	1/2"	2 7/16"	5 3/4
8"	2"	1500	Roller	E5.00008.139	3/4"	1 3/16"	2 3/16"	1/2"	2 7/16"	8 1/2

Less Bearing Option: change last digit to "6." Example: E5.00004.136.

Glass Filled Nylon Wheels

Capacity up to 1120 lbs each • 5 SERIES



Encore Glass Filled Nylon wheels feature an exclusive, ultra-tough thermoplastic compound that resists hard impacts and drop-shocks. The wheel is impervious to most chemicals, solvents, salts, gases, alkalines and steam cleaning and does not absorb water. When compared to other hard tread wheels, these Glass Filled Nylon wheels require less force to

roll and swivel. It is ideal for many industrial and institutional applications and is NSF listed for the food service industry. The wheel is non-marking.

Temperature range: -45°F to +180°F (normal). To +350°F if you specify a bronze or roller bearing with mid-temp grease.

Hardness: 85(±5) Durometer Shore D scale.

Wheel Dia.	Tread Width	Capacity Each (Pounds)	Bearing	Wheel Model Number	Wheel			Spanner Bushing		Weight (Pounds)
					Bearing Bore	Bore Less Bearing	Hub Length	Bore	Length	
4"	2"	640	Roller	E5.00004.539	3/4"	1 3/16"	2 3/16"	1/2"	2 7/16"	1
5"	2"	800	Roller	E5.00005.539	3/4"	1 3/16"	2 3/16"	1/2"	2 7/16"	1 1/4
6"	2"	960	Roller	E5.00006.539	3/4"	1 3/16"	2 3/16"	1/2"	2 7/16"	1 1/2
8"	2"	1120	Roller	E5.00008.539	3/4"	1 3/16"	2 3/16"	1/2"	2 7/16"	2

Less Bearing Option: change last digit to "6." Example: E5.00004.536.

ENCORE WHEELS

Moldon Rubber Cast Iron Wheels

Capacity up to 400 lbs each · 5 SERIES

Moldon rubber is bonded to cast iron core. These wheels are quiet in operation and absorb shock and vibration. They help prolong equipment life and protect cargo.

Temperature Range: -45°F to +160°F.

Hardness: 70(±5) Durometer Shore A scale.

Zerk Fitting: Zerk grease fitting in hub is standard on 7 Series.

Finish: Black painted cast iron wheel core.



Wheel Dia.	Tread Width	Capacity Each (Pounds)	Bearing	Wheel Model Number	Wheel			Spanner Bushing		Weight (Pounds)
					Bearing Bore	Bore Less Bearing	Hub Length	Bore	Length	
4"	2"	320	Roller	E5.00004.649.7	3/4"	1 3/16"	2 3/16"	1/2"	2 7/16"	4 3/8
5"	2"	320	Roller	E5.00005.649.7	3/4"	1 3/16"	2 3/16"	1/2"	2 7/16"	5
6"	2"	360	Roller	E5.00006.649.7	3/4"	1 3/16"	2 3/16"	1/2"	2 7/16"	5 5/8
8"	2"	400	Roller	E5.00008.649.7	3/4"	1 3/16"	2 3/16"	1/2"	2 7/16"	9 1/4

Less Bearing Option: change the 10th digit to "6." Example E5.00004.646.7.

Polyurethane Cast Iron Core Wheels

Capacity up to 1200 lbs each · 5 SERIES

A strong, ultra-durable wheel. It has a very high strength-to-weight ratio and is capable of long service under heavy loads. Red polyurethane is bonded to cast iron core.

Temperature range: -45°F to +180°F.

Hardness: 95(±5) Durometer Shore A scale. Finish: Silver paint (wheel core)



Wheel Dia.	Tread Width	Capacity Each (Pounds)	Bearing	Wheel Model Number	Wheel			Spanner Bushing		Weight (Pounds)
					Bearing Bore	Bore Less Bearing	Hub Length	Bore	Length	
4"	2"	560	Roller	E5.00004.949.7	3/4"	1 3/16"	2 3/16"	1/2"	2 7/16"	4 3/4
5"	2"	800	Roller	E5.00005.949.7	3/4"	1 3/16"	2 3/16"	1/2"	2 7/16"	5
6"	2"	960	Roller	E5.00006.949.7	3/4"	1 3/16"	2 3/16"	1/2"	2 7/16"	5 5/8
8"	2"	1200	Roller	E5.00008.949.7	3/4"	1 3/16"	2 3/16"	1/2"	2 7/16"	9 1/4

Less Bearing Option: change the 10th digit to "6." Example E5.00004.946.7.

ENCORE WHEELS

Handtruck Wheels

Capacity up to 600 lbs each • 5 SERIES • Round Black/Grey Tread

Offset hub design. Light weight, high performance handtruck wheels that roll longer, quieter and smoother without marking floors.

Temperature range: -45°F to +180°F intermittent service (120° continuous service).

Hardness: 55(±5) Shore A Scale.



Wheel Dia.	Tread Width	Capacity Each (Pounds)	Bearing	Wheel Model Number	Wheel		Hub		Weight (Pounds)
					Bearing Bore	Bore Less Bearing	Length Less Bearing	Length With Bearing	
8"	2"	280	None (1 3/4" Offset Hub)	E5.00008.586.2	N/A	1 3/8"	1 5/8"	1 7/8"	2 1/4
8"	2"	280	Ball (2" Offset Hub)	E5.00008.585.2	5/8"	1 3/8"	1 3/4"	1 7/8"	2 1/4
8"	2"	280	None (2" Offset Hub)	E5.00008.596.2	N/A	1 3/8"	1 5/8"	1 7/8"	2 1/4
8"	2"	280	Ball (2 1/4" Offset Hub)	E5.00008.595.2	5/8"	1 3/8"	1 3/4"	1 7/8"	2 1/4
10"	2"	600	None (2" Offset Hub)	E5.00010.596.2	N/A	1 3/8"	1 5/8"	1 7/8"	2 7/10
10"	2"	600	Ball (2 1/4" Offset Hub)	E5.00010.595.2	5/8"	1 3/8"	1 3/4"	1 7/8"	2 7/10

Round Grey Tread Models

8"	2"	280	None (1 3/4" Offset Hub)	E5.00008.586	N/A	1 3/8"	1 5/8"	1 7/8"	2 1/4
8"	2"	280	Ball (2" Offset Hub)	E5.00008.585	5/8"	1 3/8"	1 3/4"	1 7/8"	2 1/4
8"	2"	280	None (2" Offset Hub)	E5.00008.596	N/A	1 3/8"	1 5/8"	1 7/8"	2 1/4
8"	2"	280	Ball (2 1/4" Offset Hub)	E5.00008.595	5/8"	1 3/8"	1 3/4"	1 7/8"	2 1/4
10"	2"	600	None (2" Offset Hub)	E5.00010.596	N/A	1 3/8"	1 5/8"	1 7/8"	2 7/10
10"	2"	600	Ball (2 1/4" Offset Hub)	E5.00010.595	5/8"	1 3/8"	1 3/4"	1 7/8"	2 7/10

Capacity up to 500 lbs each • 5 SERIES • Flat Grey Tread



Wheel Dia.	Tread Width	Capacity Each (Pounds)	Bearing	Wheel Model Number	Wheel		Hub		Weight (Pounds)
					Bearing Bore	Bore Less Bearing	Length Less Bearing	Length With Bearing	
10"	1 1/2"	500	None (Center Hub)	E4.00010.446	N/A	1 3/8"	1 5/8"	1 7/8"	2 7/10
10"	1 1/2"	500	Ball (Center Hub)	E4.00010.445	5/8"	1 3/8"	1 3/4"	1 7/8"	2 7/10

ENCORE WHEELS

Moldon Polyurethane Cast Iron Wheels

Capacity up to 2800 lbs each · 7 SERIES



A strong, ultra-durable wheel. It has a very high strength-to-weight ratio and is capable of long service under heavy loads. Red polyurethane is bonded to cast iron core.

Temperature range: -45°F to +180°F.

Hardness: 95(±5) Durometer Shore A scale.

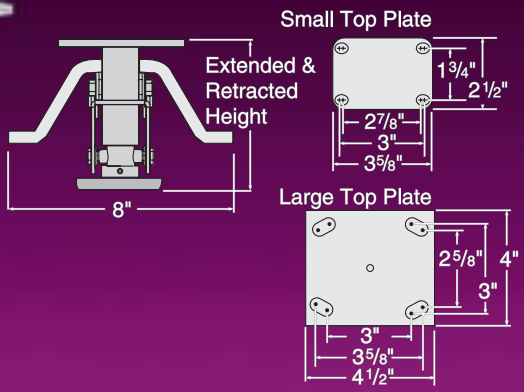
Finish: Silver paint (wheel core)

Wheel Dia.	Tread Width	Capacity Each (Pounds)	Bearing	Wheel Model Number	Wheel			Spanner Bushing		Weight (Pounds)
					Bearing Bore	Bore Less Bearing	Hub Length	Bore	Length	
6"	2 1/2"	1296	Roller	E7.00006.969.7	1"	1 15/16"	3 1/4"	3/4"	3 1/2"	10
6"	3"	1632	Roller	E7.00006.979.7	1"	1 15/16"	3 1/4"	3/4"	3 1/2"	10 1/2"
8"	2 1/2"	1600	Roller	E7.00008.969.7	1"	1 15/16"	3 1/4"	3/4"	3 1/2"	11
8"	3"	2000	Roller	E7.00008.979.7	1"	1 15/16"	3 1/4"	3/4"	3 1/2"	11 1/2"
10"	2 1/2"	1840	Roller	E7.00010.969.7	1"	1 15/16"	3 1/4"	3/4"	3 1/2"	12 3/4"
10"	3"	2400	Roller	E7.00010.979.7	1"	1 15/16"	3 1/4"	3/4"	3 1/2"	13
12"	2 1/2"	2160	Roller	E7.00012.969.7	1"	1 15/16"	3 1/4"	3/4"	3 1/2"	15 1/2"
12"	3"	2800	Roller	E7.00012.979.7	1"	1 15/16"	3 1/4"	3/4"	3 1/2"	16

ENCORE WHEELS

Colson Floor Lock Brakes

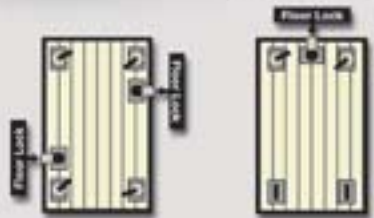
PARTS & ACCESSORIES



Standard Features

- Heavy duty industrial strength construction
- Foot pedal easily activates lock with foot pressure
- Non-slip, non-skid rubber brake pad holds securely on smooth or irregular floor. Designed for use on level surfaces.
- Durable, high-compression spring for heavy loads
- Conveniently located release bar retracts brake instantly with slight toe pressure to either side of the bar
- Attractive zinc plated finish

Floor Lock Brake Installation



Recommended Floor Lock mounting position using four swivel casters.

Recommended Floor Lock mounting position using two swivel and two rigid casters.

Colson Floor Lock Brakes are designed for use on level surfaces and are not recommended for use on inclined surfaces. It is important to select a floor lock model that clears the floor when retracted. To adapt a floor lock brake to your present equipment, select a model with an extended height 1/16" to 1/4" greater than the overall height of the caster.

Floor Lock Specifications

2 1/2" x 3 5/8" TOP PLATE MODELS (2 & 3 Series Casters)

MODEL NO.	9.06002.03	9.06253.04	9.06002.05
Extended Height A	4 15/16"	5 17/32"	6 7/32"
Retracted Height B	3 7/8"	4 1/2"	5 11/64"
Top Plate Size	2 1/2" x 3 5/8"		
Bolt Hole Spacing	1 3/4" x 2 7/8" to 3"		
Bolt Hole Size	5/16" Slotted		
Weight	2 3/4 lbs.	2 3/4 lbs.	2 3/4 lbs.
Used with Caster Model Numbers	2.03208 2.03256 3.00308 3.00317	2.04208 2.04256 3.00408 3.00417	2.05008 2.05256

4" x 4 1/2" TOP PLATE MODELS (3, 4 & 6 Series Casters)

9.06045.04	9.06253.05	9.06045.06	9.06025.08
5 7/8"	6 43/64"	7 3/4"	9 23/32"
4 15/16"	5 35/64"	6 21/32"	8 5/8"
4" x 4 1/2"			
3" x 3" to 2 5/8" x 3 5/8"			
3/8" Slotted			
3 1/2 lbs.	4 1/2 lbs.	4 1/2 lbs.	4 3/4 lbs.
4.04108	3.00508	3.00608	4.08198
4.04109	3.00517	3.00617	4.08199
4.04408	4.05108	4.06108	4.08499
4.04409	4.05109	4.06109	4.08299
4.04179	4.05408	4.06408	4.08199
6.04208	4.05409	4.06409	6.08258
6.04209	4.05179	4.06199	6.08259
6.04279	6.05208	6.06208	6.08298
	6.05209	6.06209	6.08299
	6.05279	6.06258	
		6.06259	
		6.06299	



Easy to disengage.



Easy to engage.

Floor Lock Replacement Pad
34013.26/79479

Colson Bumpers

Corner/Continuous Bumpers

Grey corner bumpers with matching strip bumpers provide 100% protection to the full perimeter of equipment. Strip bumpers are made with flat steel inserts for permanent attachment. Inserts in strip bumpers are

not predrilled. They can be easily cut to size with a hacksaw and drilled as needed.

Temperature Range: -45°F to 180°F

Model Number	Steel Inserts	Length		Width	Thickness	Mounting Holes
		Long Side	Short Side			
06926	Insert Pre-drilled	6 ³ / ₁₆ "	3 ¹ / ₁₆ "	1 ¹ / ₂ "	1 ¹ / ₈ "-1 ³ / ₄ "	2(¹⁷ / ₆₄ ") in 6" side 1(¹⁷ / ₆₄ ") in 3" side
9.6930*	Insert	Specify (16 ft. max., 1ft. inc.)		1 ¹ / ₂ "	1"	-
66930	No Insert	Specify (50 ft inc.)		1 ¹ / ₂ "	1"	-
06906	Insert	2 ⁵ / ₈ " each side		1 ¹ / ₈ "	1"	2(¹³ / ₆₄ ") each side
9.6914*	Insert	Specify (16 ft. max. 1ft. inc.)		1 ¹ / ₈ "	1"	-
66914	No Insert	Specify (50 ft inc.)		1 ¹ / ₈ "	1"	-
06905	Insert Pre-drilled	2 ¹ / ₂ " each side		3/4"	3/4"	2(¹ / ₈ ") each side
9.6913*	Insert	Specify (20 ft. max. 1ft. inc.)		3/4"	5/8"	-
66913	No insert	Specify (50 ft inc.)		3/4"	5/8"	-

*Strip bumper with insert available in 10, 12, 16 and 20 ft. pre-cut lengths. Consult factory.



PARTS & ACCESSORIES

End Bumpers

Generally used on the ends of tubular handles. Available in 3¹/₄" and 1³/₄" diameters. Easily attached, they are soft enough to absorb noise and shock and hard enough to wear for years.

Model Number	Dia	Hole Dia.	Thickness
06901	3 ¹ / ₄ "	1 ¹¹ / ₃₂ "	7/8"
06901.01	1 ³ / ₄ "	9/32"	1/2"



Corner Bumpers

A heavy duty bumper with an extra rounded build-up on the apex of the corner where shocks and wear are greatest. Ends are tapered and rounded. Each side is 3" long and 1¹/₈" wide at the base.

Model Number	Thickness at Corner	Thickness at Ends	Mounting Holes
06927	1 ⁵ / ₁₆ "	1"	2 (³ / ₁₆ ") on each side





ROLLER BEARINGS

WHEEL MODELS	PART NUMBER	ROLLER BEARING I.D. X O.D. X LENGTH (INCHES)
2 SERIES 2.00002.319, 2.00003.309	52007.93	$\frac{5}{8}$ X $1\frac{9}{16}$ X $1\frac{1}{4}$
3 and 4 SERIES (1 $\frac{1}{2}$ " Tread Width) 1 $\frac{1}{2}$ " Tread Width Wheels With 1 $\frac{5}{8}$ " Hub Length	55000.05	$\frac{3}{4}$ X $1\frac{3}{16}$ X $1\frac{7}{16}$
4 and 5 SERIES Plastic Cage 2" Tread Width Wheels With 2 $\frac{3}{16}$ " Hub Length	55000.23	$\frac{3}{4}$ X $1\frac{3}{16}$ X $1\frac{7}{8}$
4 and 5 SERIES Metal Cage 2" Tread Width Wheels With 2 $\frac{3}{16}$ " Hub Length	32084.30	$\frac{3}{4}$ X $1\frac{3}{16}$ X $1\frac{7}{8}$
6 SERIES 2 $\frac{1}{2}$ " Tread Width Wheels With 2 $\frac{3}{4}$ " Hub Length	55000.06	$\frac{3}{4}$ X $1\frac{3}{16}$ X $2\frac{1}{2}$
7 SERIES 3" Tread Width Wheels With 3 $\frac{1}{4}$ " Hub Length	52001.96	1 X $1\frac{15}{16}$ X 3
8 SERIES 3" Tread Width Wheels With 3 $\frac{1}{4}$ " Hub Length	52002.02	$1\frac{1}{4}$ X $1\frac{15}{16}$ X 3

Radial Ball Bearings for Handtrucks

WHEEL MODELS	PART NUMBER	RADIAL BEARING I.D. X O.D. X LENGTH (INCHES)
5 Series Hand Truck Wheels All 8x2 Wheels with 1 $\frac{3}{4}$ " & 2" Hub Length Less Bearing	57703.10 57703.09	$\frac{3}{4}$ X $1\frac{3}{8}$ X $\frac{7}{16}$ $\frac{5}{8}$ X $1\frac{3}{8}$ X $\frac{7}{16}$
4 Series Hand Truck Wheels All 8x1 Wheels with 1 $\frac{1}{2}$ " & 1 $\frac{5}{8}$ " Hub Length Less Bearing	57703.10 57703.09	$\frac{3}{4}$ X $1\frac{3}{8}$ X $\frac{7}{16}$ $\frac{5}{8}$ X $1\frac{3}{8}$ X $\frac{7}{16}$



Bronze Bearings

WHEEL MODELS	PART NUMBER
5 Series Wheels 2" Tread Width Wheels with 1 $\frac{3}{16}$ " bore less bearing and 2 $\frac{3}{16}$ " Hub Length Less Bearing	52014.96

Note I.D. is $\frac{3}{4}$ ". Bronze bearings use standard 5 Series Spanner Bushing (52000.08)



DELRIN BEARINGS

WHEEL MODELS	PART NUMBER
2 SERIES	52008.48 (2 required)
3, 4, 5 SERIES	58037.15 (2 required)-White
5 SERIES 2" Tread Width Wheels With 2 $\frac{3}{16}$ " Hub Length	58037.07 (1-piece)
7 SERIES 3 $\frac{1}{4}$ " Hub Length	58037.09 (2 required)
8 SERIES	34023.92 (2 required)

Spanner Integrated Precision Sealed Ball Bearings



WHEEL MODELS	PART NUMBER	INTEGRATED SPANNER PREC. BEARING I.D. X O.D. X LENGTH (INCHES)
3 Series 1 $\frac{1}{2}$ " Tread Width Wheels with 1 $\frac{5}{8}$ " Hub Length Less Bearing	57703.13	$\frac{3}{8}$ X $1\frac{3}{16}$ X $\frac{15}{16}$
4 Series 1 $\frac{1}{2}$ " Tread Width Wheels with 1 $\frac{5}{8}$ " Hub Length Less Bearing	57703.12	$\frac{1}{2}$ X $1\frac{3}{16}$ X $\frac{15}{16}$
5 Series 2" Tread Width Wheels with 2 $\frac{3}{16}$ " Hub Length Less Bearing	57703.11	$\frac{1}{2}$ X $1\frac{3}{16}$ X $1\frac{1}{8}$

AXLE KITS



CASTER SERIES	PART NUMBER	AXLE DIA. X LENGTH (INCHES)
1 SERIES (145 lb cap.)/Less Brake	05954.36	$\frac{5}{16}$ X $1\frac{1}{2}$
1 SERIES (145 lb cap.)/With Brake	05954.07	$\frac{5}{16}$ X $1\frac{5}{8}$
2 SERIES/Less Brake	05954.12	$\frac{3}{8}$ X $2\frac{25}{32}$
2 SERIES/With Zerk Axle With Brake	05954.64	$\frac{3}{8}$ X $2\frac{25}{16}$
2 SERIES/With Zerk Axle Less Brake	05954.69	$\frac{3}{8}$ X $2\frac{5}{32}$
3 SERIES/Less Brake	05225.52	$\frac{3}{8}$ X $2\frac{1}{2}$
3 SERIES/With Zerk Axle	05954.65	$\frac{3}{8}$ X $2\frac{1}{2}$
3 SERIES/With Brake	05954.63	$\frac{3}{8}$ X $2\frac{1}{4}$
4 SERIES/ $2\frac{1}{2}$ " Leg Spacing	05953.76	$\frac{1}{2}$ X $3\frac{3}{8}$
4 SERIES/With Metal Brake	05944.20	$\frac{1}{2}$ X $3\frac{3}{16}$
4 SERIES/With TECH-LOCK Brake	05944.20	$\frac{1}{2}$ X $3\frac{3}{16}$
4 Series Stainless Steel	05214.22	$\frac{1}{2}$ X $3\frac{3}{8}$
4 Series Stainless Steel/With Brake	05214.23	$\frac{1}{2}$ X $3\frac{5}{8}$
6 SERIES/ $2\frac{1}{2}$ " Leg Spacing	05953.76	$\frac{1}{2}$ X $3\frac{3}{8}$
6 SERIES/ $2\frac{1}{2}$ " Leg Spacing With Brake	05944.20	$\frac{1}{2}$ X $3\frac{3}{16}$
6 SERIES/ 3 " Leg Spacing	05954.44	$\frac{1}{2}$ X 4
7 SERIES	05960.07	$\frac{3}{4}$ X $4\frac{3}{4}$
7 SERIES/7.04609 Only	05953.84	1 X $6\frac{1}{2}$
8 SERIES	05960.07	$\frac{3}{4}$ X $4\frac{3}{4}$

RETAINER WASHERS



Note O.D. is smaller than Thrust Washer, but I.D. the same



Combination seal(thrust)/retainer

WHEEL MODELS	PART #	I.D. X O.D. X THICKNESS (INCHES)	TO BE USED WITH ROLLER BEARING NO.
2 SERIES	52008.61	$\frac{21}{32}$ X $1\frac{1}{16}$ X $\frac{3}{32}$	52007.93
3 & 4 SERIES	50116.03 (Combination seal/retainer)	$\frac{3}{4}$ X $1\frac{1}{2}$ X $\frac{3}{16}$	55000.05
5 SERIES	50116.03 (Combination seal/retainer)	$\frac{3}{4}$ X $1\frac{1}{2}$ X $\frac{7}{32}$	55000.23
6 SERIES	50116.03	$\frac{3}{4}$ X $1\frac{1}{2}$ X $\frac{3}{16}$	55000.06
3,4,5,6 SERIES	52006.79 (Metal)	$\frac{3}{4}$ X $1\frac{3}{16}$ X $\frac{1}{8}$	All Roller
7 SERIES	52005.70	$1\frac{1}{32}$ X $1\frac{15}{16}$ X $\frac{1}{8}$	52001.96
	5953.62 (Sealed)	1 X $1\frac{15}{16}$ X $\frac{1}{8}$	52001.96
	52005.87	$1\frac{1}{4}$ X $2\frac{7}{16}$ X $\frac{7}{64}$	52001.97
8 SERIES	52005.69	$\frac{19}{32}$ X $1\frac{15}{16}$ X $\frac{1}{8}$	52002.02

SPANNER BUSHINGS



WHEEL MODELS	PART NUMBER	SPANNER BUSHING I.D. X O.D. X LENGTH (INCHES)
1 SERIES 441 & 53 Wheels	58020.04	$\frac{5}{16}$ X $\frac{7}{16}$ X $1\frac{1}{64}$
2 SERIES 12 Wheels	57442	$\frac{3}{8}$ X $\frac{5}{8}$ X $1\frac{1}{2}$
309, 319 Wheels	57206	$\frac{3}{8}$ X $\frac{5}{8}$ X $1\frac{17}{32}$
All Delrin Bearing Models	52008.43	$\frac{3}{8}$ X $1\frac{1}{2}$ X $1\frac{1}{2}$
3 SERIES All Roller and Delrin Bearing Wheels	55000.17	$\frac{3}{8}$ X $\frac{3}{4}$ X $1\frac{1}{8}$
$1\frac{1}{8}$ " Hub Length Wheels	55000.18	$\frac{3}{8}$ X $\frac{3}{4}$ X $1\frac{1}{8}$
4, 5, 6 SERIES $1\frac{1}{2}$ " tread width Roller and Delrin Wheels	55000.04	$\frac{1}{2}$ X $\frac{3}{4}$ X $1\frac{1}{8}$
All Roller and Delrin Bearing Wheels	52000.08	$\frac{1}{2}$ X $\frac{3}{4}$ X $2\frac{1}{16}$
$2\frac{1}{16}$ " Hub Length Wheels	55000.19	$\frac{5}{8}$ X $\frac{3}{4}$ X $2\frac{1}{16}$
6 SERIES All Roller Bearing Wheels	55000.27	$\frac{1}{2}$ X $\frac{3}{4}$ X 3
with $2\frac{1}{4}$ " Hub Length		
7 SERIES All Roller and Delrin Bearing Wheels	52001.61	$\frac{3}{4}$ X 1 X $3\frac{1}{2}$
8 SERIES All $\frac{3}{4}$ " Hub Length Roller Bearing Wheels	52001.62	1 X $1\frac{1}{4}$ X $3\frac{3}{16}$

THRUST WASHERS



Note O.D. is larger than retainer washer, but I.D. the same

WHEEL MODELS	PART NUMBER	THRUST WASHER I.D. X O.D. X THICKNESS (INCHES)
4 SERIES ($1\frac{1}{2}$ " Tread Width) All Sealed $1\frac{1}{2}$ " Tread Width Roller Bearing Wheels	50116.03	$\frac{3}{4}$ X $1\frac{1}{2}$ X $\frac{3}{16}$
4, 5, 6 SERIES All Roller Bearing Wheels	50116.03	$\frac{3}{4}$ X $1\frac{1}{2}$ X $\frac{3}{16}$
4 SERIES $1\frac{1}{2}$ " TREAD WHEELS Spacer to be used with $2\frac{1}{2}$ " Forks	57030.66	$\frac{3}{4}$ X $1\frac{17}{16}$ X $\frac{9}{32}$
6 SERIES All Roller Bearing Wheels with $2\frac{1}{4}$ " Hub Length	50116.03	$\frac{3}{4}$ X $1\frac{1}{2}$ X $\frac{3}{16}$
7 SERIES 4" Diameter Roller Bearing Wheels	52005.89	$1\frac{1}{4}$ X $3\frac{1}{16}$ X $\frac{7}{64}$
All Roller & Delrin Bearing Wheels	52005.88	1 X $2\frac{7}{16}$ X $\frac{5}{64}$
8 SERIES All $\frac{3}{4}$ " Hub Length Roller Bearing Wheels	52005.87	$1\frac{1}{4}$ X $2\frac{7}{16}$ X $\frac{7}{64}$



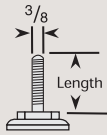
FLOOR LOCK REPLACEMENT PAD

MODEL #: 34013.26 / 79479

PARTS & ACCESSORIES

1 Series Straight Thread Stem

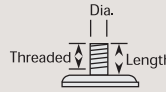
Up to 75 lbs models 3/8" dia., -16NC x 1-1/4" long threaded 1-1/8". **MTG1** option is 24NF x 11/16" long. Up to 145 lbs models are 3/8" dia., -16NC x 1-1/2" long.



2 Series Straight Thread Stem

Easy to install. the 7/16" hex nut beneath the lower raceway makes it fast and easy to install these casters on a wide variety of equipment.

Standard mounting is **MTG53**: 1/2" dia., -13NC x 1-1/2" long threaded 1-3/8"



Options

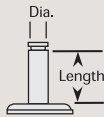
- MTG10**: 1/2"-13UNC x 3/4" long
- MTG12**: 1/2"-13UNC x 1" long
- MTG13**: 5/8"-11UNC x 1-3/4" long
- MTG14**: 5/8"-18UNF x 1-3/4" long
- MTG15**: 3/4"-10UNC x 1-3/4" long
- MTG50**: 1/2"-20UNF x 1-1/2" long

1 Series Grip Ring Stem

Spring grip on top of stem holds caster firmly in place.

Up to 75 lbs models have 3 options.

MTG1: 3/8" dia. 1-9/16" long. **MTG2**: 7/16" x 1-9/16" long. **MTG50**: 7/16" x 1" long.



Up to 145 lbs models have 2 options.

MTG2: 7/16" x 1-1/2" long.
MTG52: 7/16" x 1-29/32"

Plastic Adapter Options

Available on up to 145lbs models only. Requires **MTG51** Grip Ring. Snaps easily in place to reduce damage to equipment tubing. Plastic adapters are non-conductive.

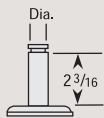
Plastic Adapter Specs

- MTG53**: Fits 7/8" x 18 ga. wall round tubing or any I.D. from 3/4" to 51/64"
- MTG54**: Fits 1" x 13 ga. wall round tubing or any I.D. from 51/64" to 13/64"
- MTG55**: Fits 1" x 14 ga. wall round tubing or any I.D. from 53/64" to 55/64"
- MTG56**: Fits 1" x 16 ga. wall round tubing or an I.D. from 57/64" to 29/32"

2 Series Grip Ring Stem

Spring grip on top of stem holds caster firmly in place. All stem lengths are 2-3/16". Standard is 5/8 dia.

MTG5: 3/4" dia.
MTG6: 13/16" dia.
MTG7: 27/32" dia.
MTG8: 7/8" dia.
MTG9: 1" dia.



1 & 2 Series Expanding Adapter Stem

Turning of hex nut beneath lower raceway expands rubber adapter inside round or square tubing for a tight permanent fit.

See chart at right for options.



Inside Diameter of Tube	Mounting Code Numbers	
	Round Tubing	Square Tubing
3/4" - 13/16"	MTG40	-
7/8" - 15/16"	MTG41	MTG51
1" - 1-1/16"	MTG42	MTG52
1-1/8" - 1-3/16"	MTG43	MTG53
1-1/4" - 1-5/16"	MTG44	MTG54
1-3/8" - 1-7/16"	MTG45	MTG55
1-1/2" - 1-9/16"	MTG46	-
1-5/8" - 1-11/16"	MTG47	-

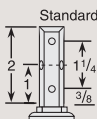
Stems are 2-11/16" long. Stem size less adapter 1/2" - 13NC x 2-11/16"

1 Series Square Stem

Stems may be bolted or riveted against any flat vertical surface.

Standard: 3/4" square

MTG1: 7/8" square, 1 Mtg. hole 17/64" dia., 2" long.



2 Series Square Stem

Stems may be bolted or riveted against any flat vertical surface.

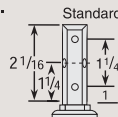
Standard: 3/4" square, 2-1/16" long, 3 Mtg. hole 17/64" dia.

MTG1: 7/8" square, 2-3/16" long.

MTG4: (Grip Ring) 7/8" dia.

2-3/16" long.

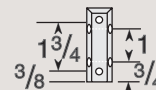
MTG3: (Oct. Stem) 3/4"



3 Series Square Stem

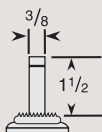
Stems may be bolted or riveted against any flat vertical surface.

Standard: (**MTG31**) Four 17/64" dia. holes are drilled into stem. Two per side. 7/8" square, 2-1/2" long.



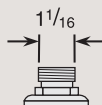
1 Series Wood Furniture Stem

Accepts 3/8" diameter hole approx. 1-5/8" deep.



1 & 2 Series Pipe Thread Stem

Screws into standard 3/4" pipe couplings for rigid and permanent fit with full swivel action.



3 Series Round Stem

Lengths are 2-1/2"

MTG7: 3/4" dia.

MTG9: 7/8" dia.

MTG11: 1" dia.



MOUNTING OPTIONS

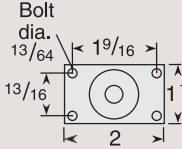
Top Plate Mounting Options

1 Series

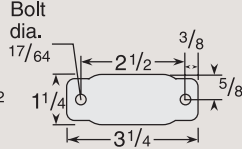
UP TO 75 lbs CAPACITY

Small Top Plate

Swivel



Rigid

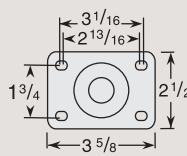


2 Series

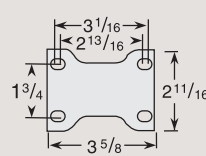
UP TO 325 lbs CAPACITY

Standard Top Plate

Swivel

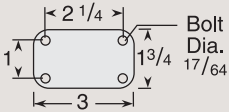


Rigid



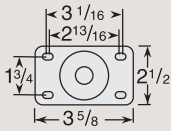
Large Top Plate

Swivel & Rigid

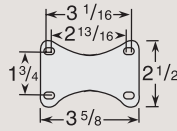


UP TO 145 lbs CAPACITY

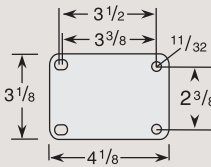
Swivel



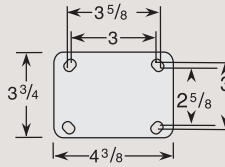
Rigid



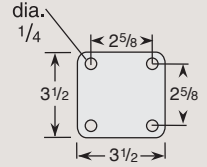
59 Option Swivel



27 Option Swivel



35 Option Swivel

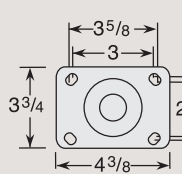


3 Series

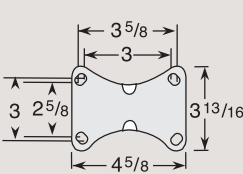
UP TO 400 lbs CAPACITY

Standard Top Plate

Swivel



Rigid



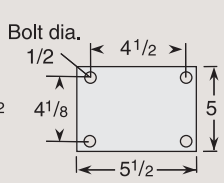
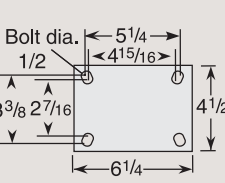
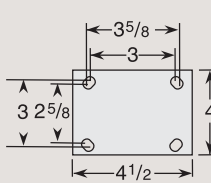
4 Series

UP TO 1400 lbs CAPACITY

Standard Top Plate

2 Top Plate

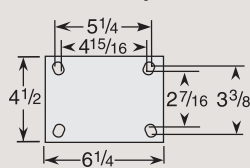
4 Top Plate



5 Series

UP TO 1300 lbs CAPACITY

Standard Top Plate



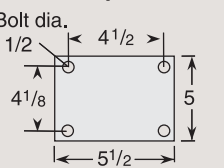
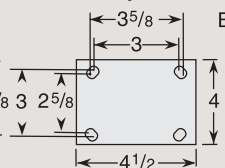
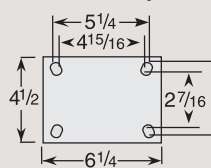
6 Series

UP TO 1500 lbs CAPACITY

Standard Top Plate

1 Top Plate

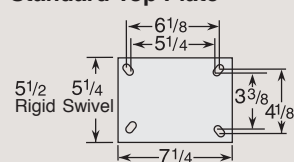
4 Top Plate



7 Series

UP TO 4500 lbs CAPACITY

Standard Top Plate



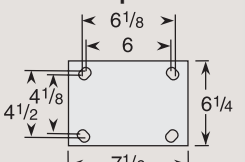
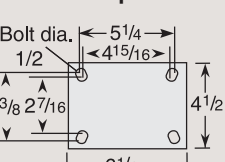
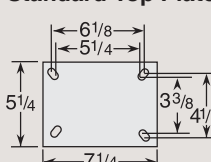
7 & 8 Series ENFORCER

UP TO 6000 lbs CAPACITY

Standard Top Plate

2 Top Plate

3 Top Plate



MOUNTING OPTIONS

Conversion Table

INCHES	INCHES DECIMAL	MILLIMETERS
1/64	.0156	0.397
1/32	.0313	0.794
3/64	.0469	1.191
1/16	.0625	1.588
5/64	.0781	1.984
3/32	.0938	2.381
7/64	.1094	2.778
1/8	.1250	3.175
9/64	.1406	3.572
5/32	.1563	3.969
11/64	.1719	4.366
3/16	.1875	4.763
13/64	.2031	5.159
7/32	.2188	5.556
15/64	.2344	5.953
1/4	.2500	6.350
17/64	.2656	6.747
9/32	.2813	7.144
19/64	.2969	7.541
5/16	.3125	7.938
21/64	.3281	8.334
11/32	.3438	8.731
23/64	.3594	9.128
3/8	.3750	9.525
25/64	.3906	9.922
13/32	.4063	10.319
27/64	.4219	10.716
7/16	.4375	11.113
29/64	.4531	11.509
15/32	.4688	11.906
31/64	.4844	12.303
1/2	.5000	12.700
33/64	.5156	13.097
17/32	.5313	13.494
35/64	.5469	13.891
9/16	.5625	14.288
37/64	.5781	14.684
19/32	.5938	15.081
39/64	.6094	15.478
5/8	.6250	15.875

INCHES	INCHES DECIMAL	MILLIMETERS
41/64	.6406	16.272
21/32	.6563	16.669
43/64	.6719	17.066
11/16	.6875	17.463
45/64	.7031	17.859
23/32	.7188	18.256
47/64	.7344	18.653
3/4	.7500	19.050
49/64	.7656	19.447
25/32	.7813	19.844
51/64	.7969	20.241
13/16	.8125	20.638
53/64	.8281	21.034
27/32	.8438	21.431
55/64	.8594	21.828
7/8	.8750	22.225
57/64	.8906	22.622
29/32	.9063	23.019
59/64	.9219	23.416
15/16	.9375	23.813
61/64	.9531	24.209
31/32	.9688	24.606
63/64	.9844	25.003
1	1.0000	25.400
2	2.0000	50.800
3	3.0000	76.200
4	4.0000	101.600
5	5.0000	127.000
6	6.0000	152.400
7	7.0000	177.800
8	8.0000	203.200
9	9.0000	228.600
10	10.0000	254.000
11	11.0000	279.400
12	12.0000	304.800
13	13.0000	330.200
14	14.0000	355.600
15	15.0000	381.000
16	16.0000	406.400
17	17.0000	431.800

To convert pounds to kilograms use the following formula:
 Kilograms = Pounds ÷ 2.2046



colson®

Colson Caster Corporation

3700 Airport Road • Jonesboro, Arkansas 72401
Phone: 800-643-5515 • 870-932-4501 • Fax: 800-356-6708 • 870-932-1446
www.colsoncaster.com • E-Mail: info1@colsoncaster.com

Colson Plastics Group
505 North Edmond Street
Monette, AR 72447 USA
Phone: 870-486-5469
Fax: 870-486-2155
E-mail: info@colsonmolding.com

Colson Transportwielen B.V.
P.O. Box 421
3900 AK Veenendaal
The Netherlands
Phone: (31) 318-536611
Fax: (31) 318-526876
E-mail: info@nl.colson-castors.com

Colson Casters, Ltd.
1600 Bishop Street
Cambridge, Ontario
Canada N1R 7N6
Phone: 800-643-5515
Fax: 519-653-8772
E-mail: casters@colson.ca

Colson Caster de Mexico S.A. de C.V.
Calle B #508
Parque Industrial Alma Centro
Apodaca, N.L., Mexico C.P. 66600
Phone: (52) 8-369-4700
Fax: (52) 8-369-4700/5
E-mail: ventasmex@colsoncaster.com

Colson Castors Europe, Ltd.
Golds Green Works, Bagnall Street, Hill Top
West Bromwich, West Midland
England B70 0TZ
Phone: (44) 121-556-7221
Fax: (44) 121-502-2658
E-mail: info@colson-castors.co.uk

Colson Caster Guangzhou, Ltd.
3, Yongshun Road
Yonghe Town, Zengcheng City
Guangdong, China 511356
Phone: (86) 20-8297-2170
Fax: (86) 20-8297-2171
E-mail: gzcolson@public.guangzhou.gd.cn

All specifications and dimensions are accurate for present manufacture but subject to change without notice.

©2009 Colson Caster Corporation • Printed in USA